



THE TEXAS GOURDZETTE

Volume 12, issue 4

Texas Gourd Society

December 2007



PRESIDENT'S MESSAGE – by Sue Haberer

If you missed our 2007 Lone Star Gourd Festival in Waco last October, you really missed a treat. Moods were lively and spirits were high. I want to thank all of the Show chairs and their assistants, TGS officers, board members, vendors, volunteers, and all TGS members who put so much time and effort into making this festival a memorable one. Everyone enjoyed the opportunity to see old friends and catch up on “gourd news”. The competition this year was fantastic ...please keep in touch with our web site to view the winners for this year's competition. The gourd classes were absolutely great. TGS is very blessed to have such talented teachers who are willing to share their knowledge with other members. If you have never signed up for a class, please do so next year. The gourd knowledge you will gain is phenomenal.

I would like to congratulate Bill Decker, who won Best of Show in this year's competition. As a result of that honor, he was presented as TGS Artist of the Year. Bill is such a talented artist and was also voted as the People's Choice winner. Bill will be featured on our web site in February..so keep watching for that. He has some great art.

Congratulations to Barbara Erwin from Lampasas for winning our raffle gourd, Cultures of Texas.

We will have a Board of Directors meeting on Saturday, January 26, at the Fielder House in Arlington. The meeting will start at 10 am.

Our Spring TGS Meeting will be held on February 23 in Fredericksburg at the American Legion Hall. Keep watch on the web site for further details and directions. At that time, we will elect a new slate of officers and 2 board members. As stated in the constitution, each director will hold a 3 year term, with 2 members rotating off the board each year. Elections will be held this year to fill the termination of 2 board members, John Flewharty and Rebecca Wise. If you are interested in running for a seat on the Board of Directors, please contact someone on the nominating committee - Judy Richie, Bill Willibey, or John Flewharty.

TGS is very excited to be hosting our 2008 Lone Star Gourd Festival on October 18-19 in Fredericksburg at the Gillespie County Fairgrounds. Plans are already under way to make this the greatest Festival ever. If you would like to be a part of the ground work plans, please contact me.

I hope that everyone had a great Thanksgiving and will have a Merry Christmas and a happy new year. See you next Spring.

Sue Haberer

TGS President

INDEX

Advertising.....	5, 6, 7, 8, 17
American Gourd Society.....	9, 18
Gourd Patch Happenings.....	2, 3, 4
Gourd Questions – can you answer any?.....	6, 11
Gourd Society Dues.....	8
GourdZette Informaton	18
New TGS Members.....	8
President's Message September 2007.....	1

TGS Fall Show Photos & Winners.....	6, 11, 12-16
TGS Information.....	9
TGS Member Articles & Interviews.....	8, 9, 10, 11
TGS Member Growers.....	4
TGS Membership.....	8, 18
TGS Officers & Directors & Show Chairs.....	5
TGS Spring Meeting Announcement.....	9
TGS Traveling Raffle Gourd.....	16
Upcoming Events.....	5

PATCH NEWS

TGS CAPITAL OF TEXAS GOURD PATCH – had nearly all patch members at Waco for the show. The competition was amazing with so many creative entries. We're so proud of Maria Aguilar who won two 1st place ribbons, three 2nd place ribbons and one 3rd place. Also, Leila & Jimmy Sublett won a 1st place ribbon for their only entry. Our patch is truly blessed with fine artists. The classes were wonderful and there was plenty of time allowed for each instructor to cover the projects. Most members of our patch attended the Bethany Lutheran Church 22nd Annual Christmas Crafts Bazaar. We were spread out with three booths, two of which had other crafted items, such as jewelry, glass, hand sewn fabric purses and watercolor prints. We had a great response to the gourd art and encouraged some possible new members. Our December gathering was December 1st for our patch Christmas party. Happy Holidays to all!

Contact Rona Thornton, ronat@austin.rr.com 512-266-3810

TGS WEST TEXAS GOURD PATCH - met with 18 kids of the South Plains Food Bank in Lubbock and gave a class on how to make Christmas decorations using gourds. We have been working with the South Plains Food Bank for the past 3 years. One of the projects for their students is to grow and maintain a garden for South Plains Food Bank in the Lubbock area. The kids developed an interest in growing gourds, but didn't know what to do with them. The West Texas Gourd Patch became involved in educating them on how to grow, maintain, and use gourds as an artist medium. As a result, we periodically teach classes on "gourd art". In November, we showed the kids how to make a gourd Snowman. In December, the South Plains Food Bank held an open house to the public and invited our members to display some of their gourd art along with the kid's gourd creations. The kids enjoyed the art and learned that talents can be used to help foster a career in the future.

Contact: Sue Haberer – Levelland, TX 806-523-9092 or dhaberer@valornet.com

TGS EAST TEXAS PINEY WOODS GOURD PATCH – will meet January 26 2008 - 11 am to 2 pm - Hobby Lobby classroom. If the holidays have left you less than financially solvent, but you are ready to start the New Year with a creative flourish, don't miss this meeting! Members will be sorting through their gourd stash and bringing items for a swap meet. We all have "stuff" wasting away in a box or sack. Embellishments, books, tools or that gourd you bought that refuses to "talk" to you. Clean the clutter and fuel someone else's creativity. One gourd's trash may be another's treasure". We will also plan the future meetings for 2008. As always, everyone is welcome to attend.

About the Lone Star Gourd Festival

Eight of our members attended The Lone Star Gourd festival in Waco. Each member volunteered time to work the raffle/silent auction booth. Their enthusiasm and goodwill acted like a magnet for the attendees. I firmly believe their attitude was what achieved and exceeded all previous efforts.

A very special thank you to Hellen Martin for organizing the silent auction. Due to a prior commitment Hellen could not attend the festival. Her physical presence didn't stop her from contributing to the festival. She did more than collect and deliver the auction items. Hellen also included perfect directions for the most efficient way to run the auction. Kudos to all who donated to the auction. Your contribution really generated excitement among the bidders.

One of my favorite parts of the raffle is seeing what the individual patches bring to the raffle. Their generosity is only exceeded by their creativity. Ticket holders are amazed at the great value they get for their donation.

Merry Christmas and Happy New Year from our patch to yours!

Contact information: Patty Gilliland Email calabash75605@aol.com 903 663 0017 Piney Woods

Web site <http://www.geocities.com/pwgourds/patch.htm>

TGS HEART OF TEXAS PATCH will near meet in January the fourth Saturday at Uncle Dan's in Waco, Texas.

Contact: For more information call Bob Schuetze at 254-772-4519.

TGS SOUTHEAST TEXAS GOURD PATCH - has had a fun packed time these past few months. In September many of our members participated in the Gourdgeous Gourd Show at the Copper Shade Tree in Round Top Texas that opened on September the 8th and ran though October the 7th. On September the 15th our Patch had a booth and children's craft at the Colorado County Fair in Columbus, Texas. We answered questions and handed out lots of literature about gourds, sold seeds, raw/fresh gourds, books and art pieces. We would like to thank Ramon and Anne Williams for the small gourds they donated to our Patch. We used many of them for a children's craft where we showed the kids how to make pumpkin necklaces. The kids and their parents had a great time creating these fun pieces! The following week the Patch had a booth at the Sugar Land Garden Club Show. October took us to the Lone Star Gourd Festival and we had booth next to the Artist of the Year Don Vyskocil, our honored member.

Many members entered the competition, taking 38 ribbons and supported the production of the event. Bill Willibey photographed Competition Winners for the Gourdzette, Clara Willibey taught a class, and the Cosgrove's ran the Book Store. I was Competition Chair this year and many members helped in both the booth and the Competition area. Members working together made it possible to have a great show and I would like to encourage everyone to donate a bit of their time to some part of next years show. In November we met once again back at Hobby Lobby where M.A. Koepke taught the Beading Appliqué method from Dusti Lockey's book. December tenth brings us to our annual Christmas Party at the Willibey's. Pot luck dinner, gourd gift swap, gourd bingo and a craft technique. We will also be working out next year's monthly meeting plans. Once again we plan to meet on the 2nd Saturday of each month, plans made so far are as follows: January=Claire Cassan will be teaching the egg shell technique she uses, imbedding broken shell pieces into the finish - February=Finishes, March=Annual trip to the Gay Hill Gourd Farm, April=Katy Folk Life Festival, May=Wax Resist by Clara Willibey.

Contact:—Darla Hines — tedlh@charter.net -281-356-1340 - SE Patch website: www.geocities.com/TGS_southeast.

TGS DALLAS GOURD PATCH - In September, mourned the loss of one of our most active members - Sandee Toone, who passed away after a long illness. Sandee and her husband Merrill were frequent attendees at our meetings. We will miss her greatly and will remember fondly her deep love of all things gourd and her feistiness as well as her great sense of humor. Also in Sept. and Oct. some of our members participated in the Dallas Arboretum Fall Festival by displaying their gourdwork and demonstrating to visitors different techniques of gourd cleaning, decorating, etc. John and Sharon Flewharty, Jack and Sarah Calender, Pat Duncan, Sylvia Gaines, Lynda Smith and Ethel Virgin all worked during the festival to educate the public and promote gourd, TGS and DGP. We had several members participate in the Lone Star Gourd Festival competition in Waco and many of our members attended the festival. We all had a great time. Nov. found us back at our regular location for our meeting. Members brought some of their competition pieces for show and tell as well as new items they had created. We had a good size turn out and made plans for our January Christmas meeting since we don't meet in December because of the holiday. Merry Christmas to all the patches and to everyone in TGS from the Dallas Gourd Patch. See you next year! For information about the DGP please **contact:**

Sylvia Gaines (903)891-8405 - slgaines@isp.com or Pat Duncan - (972)463-8668 pdunk8@msn.com

TGS COWTOWN PATCH - CHANGED THE MEETING DATE TO **WEDNESDAYS** in an effort to entice more members and new persons interested in meeting. Still the 1st week - same time - 6p. New place – DIANE'S DINER on Crowley Road. It's right in front of Mike's Garden Center. Come early and shop then have dinner. Now we don't have any guilt because Diane is open Wednesdays and there is a side room for us to meet. CONGRATULATIONS to Sharon, Nat & Edie for their winning entries in the TGS Competition. In our December meeting Nat has promised to show us how to put little beads onto a gourd using special wax. In January we will be exchanging our somewhat undesirable Christmas gifts between ourselves. Hopefully there will be some gourd related gifts there. This has always been a fun meeting and one of my favorites. See you there!

Contact: Barbara Petroski 1413 Trammel Drive, Benbrook, TX 76126 ph: 817-249-2929 - lunarwind7@aol.com website: <http://www.angelfire.com/tx5/cowtowngourdpatch>

TGS ARLINGTON GOURD PATCH - has been making the rounds to the Garden Clubs and educating their members about the ever popular gourd. October was an exciting month with the up and coming Lone Star Gourd Show. The Patch started off on Oct. 13 the helping the Cowtown Patch participate at the Farmers Branch Archaeological Festival, demonstrating gourds through history to the young and old alike. Our Patch had a successful booth at the Gourd Show displaying and selling gourds. The members graciously donated 2 ornament wreaths for the raffle and a hand-crafted gourd plus book for the silent auction. In November we did double duty speaking to the Grace Church Garden Club and The Granbury Master Gardeners on November 14. Thanks again to Esther Chambliss for her support on that busy day. On the 18th the group witnessed the drawing of the Traveling Gourd raffle. Our last chance to see it. Unfortunately it was not one of our own, but we celebrated the last meeting of the year with our talented members in a Chinese gift exchange, food and friendship. We also discussed next year's schedule of projects with an all day workshop in Hillsboro. In December Cindi went to a Fort Worth Barnes and Noble to demonstrate gourd pins for Christmas gifts. The Patch does not meet in December but will resume on January 18th 2008 at 2:00pm at The Fielder Museum 1616 Abrams, cross street Fielder in Arlington. Join us for gourds and a hands-on project.

Contact: Cindi Creswell, cindnboo@hotmail.com, 817-244-0135. Email arlingtongourdpatch@hotmail.com Website www.freewebs.com/arlingtongourdpatch

TGS GUADALUPE GOURD PATCH - at the Lone Star Gourd Festival in Waco six of our patch members, Barbie Holton, Linda Baker, Marsha Mefferd, Betty Vertin, Judy Schultz and Judy Richie won a total of 25 ribbons,

including Best of Division I, won by Barbie Holton and The Texas Award, won by Judy Richie. Barbie, Linda and Judy S. are new at gourdng. We are very proud of all the ribbons.

At the November meeting we tried our hands at the project that was in the American Gourd Society magazine - that was scratching or scraping a design on a green gourd and filling the gourd with coffee to stain the gourd. We are waiting on the outcome.

Contact Bob Richie brichie@krc.com 830-357-8939 or Judy Richie at judyrichie@yahoo.com

TGS MEMBER GOURD GROWERS – LET US KNOW IF YOU BELONG ON THIS LIST

Jack & Sarah Calender 15566 CR3110 Gladewater, TX 75647	JS Gourds 903-845-3695 jsgourds@hotmail.com	Bill & Pam Salzman 1001 Forgotten Land Alvarado, TX 76009	Gourds 817-790-8472 himandher5@hotmail.com
Virginia Clark 11341 Eddyburg Rd Newark, OH 43055	Foothills Farm 877-346-8445 clark@foothillsfarm.com www.foothillsfarm.com	Robert & Doris Schuetze 1207 N. 64 th St Waco, TX 76710	Gourds 254-772-4519
Charlotte Duke-Yeasley 1342 State Hwy 95 South Smithville, TX 78957	Dancing Feather Studio Diamond Y Farm-830-839-4220 yeasley@gvvc.com	Don & Mary Sills 3970 State Hwy 154 Marshall, TX 75670	Don's Gourd Farm 903-935-6871 Donsgourdfarm@direcway.com
Jim & Betsy Daspit 3778 Hwy 75 North Madisonville, TX 77864	Daspit Gourds 936-348-9433	Kristi Sprinkle 699 Shiloh Road Bastrop, TX 78602	The Bastrop Gourd 512-308-0316 kristi@bga.com/512-585-4275
Tom and Zelda Hornsby PO Box 4601 Pineville, LA 71361	Bayou Gourds 318-640-4818 www.bayougourds.com	Kim & Larry Wall County Rd 2095 Gause, TX 77857	This & That & Gourds 979-280-5197 belltrimmer@aol.com
Harry Hurley 259 Fletcher Ave Fuquay Varina, NC 27526	Carolina Gourds and Seeds 919-557-5946 harryhurley@hotmail.com www.carolinagourdsandseeds.co	Mike Wood & Carol Steele 4295 CR 314 South Henderson, TX 75654 Cell-512-484-9085	Lone Star Gourds 903-657-0486 csteele@suddenlink.net www.lonestargourds.com
Gay Wright 174 Kellar Rd Smithville, TX 78957	Rising Dawn Gourd Farm 512-360-2023 alcyone@cmyfarm.com	Rickie Wheeler 1745 Owl Road Lubbock, TX 79407	Gourds 806-885-1916 dhaberer@valornet.com
Bill & Sylvia Langston 793 VZ CR 3809 Wills Point, TX 75169	Gourds 903-873-3355 blang3000@aol.com	Carl & Cindy Weems 303 Gilmore Rd Brenham, TX 77833	Gay Hill Gourd Farm 979-277-0329 cweems@earthlink.net
Roger & Debbie Clausen 5835 East Line Rd Whitewright, TX 75491	Clausen's Gourd Farm 903-364-5475 dclausen82@msn.com	Mag & Dayton Spaeth 5397 Tri-County Rd Mason, TX 76856	Spaeth Gourd Farm 325-265-4377 dspaeth@hctc.net
David A Williams 8964 FM 1940 Franklin, TX 77856	Gourdstrings 979-828-5396 gourds@tconline.net	Dorothy Miller 789 CR 146 San Saba, TX 76877	Gourd Mill 325-372-5210 dmiller@centex.net
Anna Miller 12091 Eagleville Rd North Baltimore, OH 45872	Quarry Farm Gourds 419-257-2597 www.quarryfarmgourds.co	Johnny Gimbel 564 CR 360 LaVernia, TX 78210	Gimbel Gourd Farm 830-253-8404

**Gourd Buyers please consider that the Growers on this list should be called before you visit them.
You might make a long trip and find no one at home or they might have sold all their gourds.**

Good news and good health for the Calender Family – on December 3rd, Jack got the all clear call from his Doctor. Looks like he will be working in his gourd patch and NOT spending time in the Hospital

<u>TGS Officers and Directors</u>		
Sue Haberer –President	dhaherer@valornet.com	806-523-9092
Judy Richie – Vice President	judyrichie@yahoo.com	830-257-8939
Lynda Smith - Treasurer	pennsmith@bigplanet.com	214-339-7599
Joe Pritchard–Membership & Historian	stormy7606@hotmail.com	817-909-2814
Patty Sorenson – Secretary	cpsorensen@consolidated.net	936-597-6357
Robbie Pritchard-Past President	robbiesgarden@hotmail.com	817-905-3178
Bob Schuetze–director	robertschuetze@grandecom.net	254-772-4519
Rebecca Wise-director	dbwise@swbell.net	817-726-6653
John Flewharty-director	dsf1511@verizon.net	940-380-9566
Gerry Flewharty-director	2flews@flash.net	214-341-2614
Hellen Martin – director	hellenmartin@att.net	817-251-1706
Bill Willibey - Director & Editor	willibey@sbcglobal.net	832-816-6228 or 281-493-0117

Carolina Gourds and Seeds

Visa, MasterCard, Checks, money orders accepted.

- Seeds:** 30 varieties of gourd seeds.
Hand pollinated / protected and seeds grown in field isolation.
\$2.00 to \$3.00 per pack.
- Gourds:** Thick shelled martins, apples, cannonballs and more.
- Books:** Gourd craft and gourd art books. 46 titles in stock
Also check for sale items.
- Fiebings Leather dye & bottle holder:** 29 colors in stock
- Gourd Supplies, Tools, Gourd Craft Videos, Kaleidoscopes and more.**

Harry Hurley 259 Fletcher Ave, Fuquay Varina, NC 27526
Phone: 919-557-5946 Email: harryhurley@hotmail.com
<http://www.carolinagourdsandseeds.com>

Sunshine Woodcarving Supply

www.sunshinewoodcarving.com

Cecil Walley - 863-386-9199
carving5000@earthlink.net

A wide variety of quality chipping tools, hand gouges, power carving, power chipping and carbide bits for your power tools. Power saws and sander, plus a new wood burner with tips that will last!



Gay Hill Gourd Farm

Carl & Cindy Weems –
cweems@earthlink.net

303 Gilmore Road Brenham, TX 77833

979-277-0329

Many Acres of High Quality, Clean Gourds

Apple, Canteen, Giant, Martin, and others

All sizes - pick up a few or many

TGS HAS TWO GENERAL MEETINGS EACH YEAR. In October, we had the Fall “Lone Star Gourd Festival with classes, competition and vendor sales. In February, TGS will have the annual **SPRING MEETING** in Fredericksburg, TX. There will be crafting demonstrations and most important will be the annual **ELECTION** of Officers and Directors, making up the Board of Directors – this is an open election for all TGS members and you are encouraged to attend, make nominations from the floor, vote, and enjoy the day or the whole weekend, visiting the galleries and other attractions of Fredericksburg.

UPCOMING EVENTS

Feb 22-24 - 10th annual Florida Gourd Show - Palatka FL

April 4-6 -- Indiana Gourd Society Show - St. Joseph County Fairgrounds, South Bend, Indiana

April 19-20 - The **TVGS** show will be held at R&R Kuntry Pumpkin Center in Pikeville, TN.

May 17-18 - 6th Annual **Gourd Art Festival** at Greg Leiser Farms, Knights Landing, CA.

95645 featuring Robert Rivera as our guest artist.

Oct 18-19 - **Texas Gourd Society Show** - Fredericksburg, Texas – www.texasgourdsociety.org

BAYOU GOURD FARM
"Excellence Is Our Standard"
 Member A.G.S.

**A wide variety of gourds & seeds
 READY TO SHIP!!**

tom@bayougourds.com
 zelda@bayougourds.com

**Tom & Zelda
 Hornsby
 P.O. Box 4601
 Pineville, Louisiana 71361
 (318) 640-4818
 www.BAYOUGOURDS.com**



Introducing **Mardi Gourds**

Gourd art & supply

Providing Fine Gourd Art, Tools,
 Supplies, Classes, and Tutorials
 To meet the needs of the
 Gourd Enthusiast

Visit us at our website

www.mardigourds.com

or call toll free **866-507-2111**

Mary and Dick Segreto
 info@mardigourds.com

Save the Date

LONE STAR GOURD FESTIVAL

Oct 18 & 19, 2008

FREDERICKSBURG, TEXAS



Waco - Mask Parade



GOURD QUESTIONS on the right

Answers on Page 11

1. What is the best way to weatherproof a gourd birdhouse.
2. How do you dry large bushel gourds?
3. What kind of glue is good to use on gourds?
4. Can gourds be grown in large containers?

GROW GREAT GOURDS!



Over 50 varieties of hand-pollinated, true-to-type gourd seeds.

Send a SASE for a descriptive list of our prize-winning gourds.

QUARRY FARM GOURDS
 Anna Miller
 12091 Eagleville Road
 North Baltimore, OH 45872
 419-257-2597
www.quarryfarmgourds.com



tandy
Leather
Factory

LEATHER
DYE FOR
GOURDS

From
Over 90
Locations

FREE
CATALOG



Write TLF, Dept. GOURD7
 P.O. Box 50429 • Fort Worth, TX 76105

or visit our website @ www.tandy Leather Factory.com
 and call our location nearest to you.

TLF_GOURDZ_1006

NEW MEMBERS Welcome! Join a Patch, ask questions, volunteer and have fun

BLUE CREEK ARTISANS
 1564 CR 310
 LEXINGTON, TX 78947
 512-497-5273
yarbroughsandy@yahoo.com

LAURA & TREY BURTON
 3065 YORK CREEK
 NEW BRAUNFELS, TX 78130
 830-625-5447
Gardeina@msn.com

CAROL FIRENG
 4244 FALL CREEK DRIVE
 GRAND PRAIRIE, TX 75052
 972-641-3999
dncatm@aol.com

JANE HOLBROOK
 2805 MECCA ROAD
 AUSTIN, TX 78733
 512-263-5190
glassisit@aol.com

ELIC KNIGHT
 1817 FAIRWEATHER DRIVE
 PRINCETON, TX 75407
 214-385-6224
elicknightsr@sbcglobal.net

MABEL SADLER PICKENS
 330 FCR 355
 OAKWOOD, TX 75855
 254-625-0734

HENRY & BELINDA STEWART
 3410 S. 27th STREET
 ABILENE, TX 79605
 325-698-3995
kokopelli55@suddenlink.net

SARA J. BANDY
 350 INWOOD DRIVE
 ROCKDALE, TX 76567
 512-446-3332
sarajb@att.net

CAROLYN COLLINS
 527 N. SHADY LANE
 LA PORTE, TX 77571
 281-691-5995
gairdin@comcast.net

MARLA GARBER
 P.O. BOX 469
 FRANKSTON, TX 75763
 903-876-5259
Gourdlady247@hotmail.com

BARBIE HOLTON
 90 INDIAN BLUFF DRIVE
 KERRVILLE, TX 78208
 830-257-1773
jholton@kctc.com

JOE & PATRICIA LATHAM
 3105 ROCLING M. KANE
 BELTON, TX 76513
 254-933-9688
standingoakjt@yahoo.com

KAREN ROWE
 P.O. BOX 141
 EVANT, TX 76525
 936-524-0700
karenrowe@consolidated.net

DIANNA L. TAYLOR
 P.O. BOX 2450
 ONALASKA, TX 77360
 936-646-2602
diatlake@hotmail.com

JULIA M. BIRKY
 1948 RATLLRE HILL ROAD
 MCGREGOR, TX 76657
 505-879-1801
birkbach@hotmail.com

ESTHER ERVIN
 P.O. BOX 22163
 SEATTLE, WA 98122
 206-726-9095
reinassa@ix.netcom.com

JOHNNY GIMBEL (Grower)
 564 CR 360
 LA VERNIA, TX 78210
 830-253-8404

CYNTHIA HULLUM & PAUL KETHLEY
 185 PROVAIE ROAD 1289
 FAIRFIELD, TX 75840
 903-389-2556
cynthiahullumkethley@gmail.com

HARRY & REATHA MOON
 167 C.R. 3103
 GREENVILLE, TX 75402
 903-454-1748
harrymoon@peoplepc.com

JOAN SELF
 618 WARSAW
 BAYOU VISTA, TX 77563
 409-938-7485
skw64@aol.com

BELINDA WEATHERALL
 330 W. WHATLEY ROAD
 WHITE OAK, TX 75693
 903-845-7758

LORRAINE BROWN
 4410 MOUNTAINVIEW DR
 KILLEEN, TX 76543
 254-699-8279
1734madison@msn.com

JACKIE FEISSLE
 6515 THORNHURST CT.
 ST. LOUIS, MO 63129
 314-846-0037
Jackie.feissle@gmail.com

LYDIA A. HARRINGTON
 1817 FAIRWEATHER DRIVE
 PRINCETON, TX 75407
 972-736-6140 (H)
 214-385-3858 (C)
Lydia_harr@sbcglobal.net

LES & BARBARA KELSO
 217 CR 4023
 CHILTON, TX 76632
 432-638-1742
kelkwondo@yahoo.com

DR. LURLINE MORROW
 7826 PURDUE
 DALLAS, TX 75225
 214-691-7694
drlmorrow@sbcglobal.net

JANE SIEBENTHALL
 1445 CIMARRON TRAIL
 HURST, TX 76053
 817-280-0376

Let us all welcome
 these new members
 and help them get
 started in a Patch.

Patricia (Pat) Duncan – TGS Member

Pat lives in Rowlett, TX. She has one daughter and her hobbies include art and chocolate. She has always been interested in art and has been working on gourds for about twelve years. She retired from the Mobil Corp. after 35 years and then worked at Hallmark. Pat painted an "Uncle Sam" on a gourd for the manager who placed it in sight of customers. She got orders for 7 more from customers and that is how she became a gourder. Pat has also entered the State Fair and won ribbons each year since 1996. She says that the biggest influence on her gourd art is the State Fair and also the Dallas Gourd Patch. Painting is her preferred area of gourd art. She took a blue ribbon in mixed media at Waco, plus some second place ribbons. Check out the "Gourd Tree" article by Pat on page 9.

Michael Cosgrove – TGS Member

Michael lives in Hempstead with wife Julia. He has lived in many places, including Magnolia, Conroe, Baton Rouge, Gulfport and Charleston, SC plus a few other places earlier in his history. He is an engineer working two days per week after retiring earlier this year. His hobbies include autos and woodworking. He has always had an interest in art and has been working with gourds for about seven years. His primary interest in gourds is carving, sawing and cutting. Michael uses his engineering abilities to lay out his designs.

Bill Decker – TGS Member

Bill lives in Greenwood, MO having lived previously in Ann Arbor, MI and Boulder, CO. He has retired and lives with his wife Donna – they have two sons and 6 grand-kids. Hobbies other than gourds include watching wildlife, walking, kayaking, and sports. Bill has always been interested in art, and saw some fine art gourds in Branson, MO which got him interested and so for the past two years he has been creating some exceptional gourd pieces for competition in several states (see Bill's great eagle that took "Best of Show" in Waco). His favorite technique is pyrography. The person credited with influencing his gourd art most is Bert Petrie who also has taken awards in Texas.

Bert L Petrie – TGS Member

Bert was born in Kansas City, MO and lives in Roach, MO. He is retired and his family includes his wife, two daughters and 2 grand children. Hobbies include football and people in addition to gourds. He has always been interested in art and got involved with gourds about seven years ago. His wife and a friend got him started in the gourd world. Favorite techniques include pyrography and cutting or carving. He took a blue ribbon this year in Waco, in the carving category.

HELP – TGS needs members who would like to lend a hand toward making the 2008 Lone Star Festival better than ever before – it can only be done with YOUR help – ASAP contact:

JUDY RICHIE, or John Flewharty, or Bill Willibey – contact information on page 5.

We need people to help in several positions, including various committees, Vice President, Board of Director positions (two available of a total of 6). Most discussion is performed by email and phone.



Bottles • Kettles • Apples
Medium Cannonballs • Miniatures

MIKE WOOD
GROWER
Cell: **512-484-9085**

CAROL STEELE
COMMUNICATIONS
903-657-0486

See us at Canton 1st Monday & McKinney 3rd Monday Trade Days

4295 CR 314 South Henderson, TX 75654
www.lonestargourds.com

TGS Membership Dues

If you did not renew at the Waco Show,

MEMBERSHIP Expires December 31

Send your \$12 check today to:

TGS Membership

7606 Ledbetter Rd, Arlington, TX 76001

Make checks payable to: TEXAS GOURD SOCIETY

Send us your email address and phone number

(Don't miss the March Gourdzette issue)

**Board of Director's Meeting
Fielder House
Arlington**

**January 29
10am - 4 pm**

**TGS Spring Meeting
Saturday, February 23
Fredericksburg, Texas**

**American Legion Hall
10am - 4pm**

GOURD TREE – by Pat Duncan

The Dallas Gourd Patch was invited to do gourd demonstrations at the Dallas Arboretum three weekends in September. The activity coordinator told us that they had a "gourd tree" on the property. We said gourds grow on vines, not trees, so she took us to the back lot to show us! Looks like she proved us wrong!

These pictures show 30' to 40' trees with gourd vines running up them, which makes it look like they are 'gourd trees'. Apparently some gourds were thrown on the ground in past years and when the seeds sprouted, the vines grew up the and grew up the trees. There were vines all over the ground and several gourds under them from what we could see. What a sight to behold!



Gourd Societies, including the Texas Gourd Society – The Organizations

The American Gourd Society sets the tone for all official state gourd societies. If you have never visited their website at www.americangourdsociety.org you might be surprised at what is available – future events, tutorials, vendor information, etc. TGS member Gerry Flewharty often has articles for children's gourd projects. AGS also has a wonderful magazine they publish called "The Gourd". Membership in AGS including the quarterly magazine runs \$15 per year.

Many states also have gourd societies – Ohio and Indiana are the oldest, while Wisconsin has only started one year ago. The Texas Gourd Society was formed in 1995. The TGS website is www.texasgourdsociety and there you can find tutorials, vendor links and also links to other state gourd societies. The state has several "patches" or local groups having meetings as selected by the patch. Most patches have no dues, and work to inform the community about gourds – how they grow, how to craft them, etc. If you do not attend patch meetings you miss crafting tips and tutorials and information on the state level. Please get involved and see how much enjoyment you can get while improving your hobby. If patch meetings are too far from you, form a patch with neighbors.

Creating a 'Tooled leather look' on a Gourd – A tutorial

by Sylvia Gaines


Creating realistic leather tooling on a gourd is not as hard as it sounds. Here are step by step directions that you can follow to create that 'tooled' look.

First, do some research and find some leather tooling to look at. If you have some leather belts at home, or a saddle or something that you can refer to, it makes it a lot easier to create realistic looking leather. Good, clear, close-up photography works well too, as well as using the internet as a great reference resource.

Step 1:

I have an area where I want to put leather tooling on my gourd and I have burned an area to look like the stitching. (see Fig. 1) To make the stitching holes, simply burn small dots spaced apart an equal distance as shown here. We'll paint in the stitching later.

Figure 1



Step 2:

Next, draw your pattern on a piece of tracing paper or trace your pattern if you've found one, onto a piece of paper. Then take either black or white transfer paper and slip under your pattern and trace it onto your gourd. I've used white transfer paper to make it easier to see. (see Fig. 2) After you've gotten your pattern transferred onto your gourd you're ready to woodburn it.


Figure 2



Step 3:

Woodburn with any tip you feel most comfortable. I use the point of my pen to outline the outer lines of the pattern. (see Fig. 3) I follow the outlines and then go back and do all the subtle shading afterwards. I burn on top of the surface of the gourd. I do not cut into the gourd with my woodburning tip. I use the same tip for the whole design. The reason I'm not specifying a specific tip is because most people have a tip they feel most comfortable with. Tips are numbered differently by different manufacturers.

Figure 3



Step 4:

After I outline the pattern, I fill in the inside areas with a stippled or solid burn. It doesn't really matter how you fill in the areas. (see Fig. 4) You can also carve out the negative areas with a powercarving tool which will make your leather tooling look even more realistic by giving it another dimension.

Figure 4



Step 5:

Next, I paint in the highlights of the leather and a contrasting darker tone. I mixed White and Sienna acrylic paint to create the highlight color and used the same leather dye for the contrasting dark tone that I used on the outer parts of the gourd. (Fig. 5) I also used white acrylic for the stitching and painted in the spaces between the burned dots that I made before I began burning the pattern. I waited to paint the stitching last so that I didn't smear it when I was working on the other areas of the gourd.

Step 6:

I also painted the dark brown leather dye on top of the dark burned area which gives added dimension. (see Fig. 6) I let this dry over night then spray with a clear coat sealer spray. I like Krylon products but you can use any brand.

And that's how I do my faux leather tooling on gourds. It's a fun and easy way to create a very realistic leather tooling look that really adds character to your gourd.

Figure 5



Figure 6



Answers to Questions on page 6

1. To waterproof a gourd birdhouse, I like to brush on two coats of Spar Urethane finish. Spar finish is good for finishing boats and is available at all the hardware stores such as Home Depot and Lowes.

2. Drying large Bushel gourds takes several months. Darla Hines tells us that after the stem is dry or the vine is dead I place my bushels on a wooden pallet outside, never letting the gourds touch each other, that way the air circulates around each gourd and if one of them begins to rot it doesn't affect the neighboring gourd. Once they are light enough I move them up on a wire rack so that the gourds have even better air circulation and less chance for bugs

and moisture to be underneath the drying gourds. Once dried out I wash them and let the water air dry from them, then put them in my shed for storage until they tell me what they want to become.

3. Glue for gourds will vary according to specific requirements. Clara Willibey likes Loc-Tite products, but most wood glues work well, and we have also used 2-part epoxy cements effectively. Darla Hines likes a super glue with E-6000.

4. Growing Gourds in containers is not something I have attempted, but the March 2005 Gourdette printed an article about this subject, written by Cindi Creswell – contact Cindi or the editor-Bill Willibey for a copy.

Lone Star Festival Competition

The competition at our Lone Star Festival is such a great way to show the public what is being done with gourds. Thanks to everyone who entered their work! If you were not able to attend the show and see great entries you'll have a glimpse of the work from the winner's photo's that are posted in this issue of the Gourdette and soon on the TGS website. These are the selected winners by our panel of judges but not necessarily what each of us would have chosen as our favorites, needless to say there could only be one winner in each class. Judging is a very hard job-one I would not like to tackle! This year there were 192 entries in the competition and 303 votes were cast in the People's Choice Award. Thanks again to the Competition Committee members that worked many hours toward the designs of the rules and categories and all of the tasks in setting up for the show.

Darla Hines

Competition 2007, Winners Results List -Classes with no entries not listed

Growers Division

Class-Description-Place-Name

- 1-Lagenarias 1st = Randy Hough
2-Ornamentals 1st = Randy Hough
3- 3 of a Kind 1st= Randy Hough
8-Longest Fresh 1st=Randy Hough
2nd=Dana Tillman
9-Longest Dried 1st= Randy Hough
10- Longest & Straightest Fresh 1st= Randy Hough
11-Longest & Straightest, Dried 1st= Randy Hough
12-Gourd Display 1st= Dana Tillman
2nd= Randy Hough
13-Gourd Display dried 1st=Randy Hough
14-Unusal Fresh 1st=Randy Hough
15-Trained Fresh 1st=Randy Hough
16- Hand Trained Dried 1st=Lee C. Kuo
2nd=Pat Duncan

Best of Division=Lee C. Kuo from Class 16

Division 1

- 17-Carved chiseled gouged 1st=Barbie Holton
2nd=Sue Haberer
3rd= Fred Koepke
- 18-Pyrography - 1st=Barbara Dale
2nd=Natha Chance
3rd=Fred Koepke
- 19-Painted - 1st=not awarded
2nd= Maria I. Aguilar
- 21-Beaded - 1st=Clara Willibey
2nd=Susan Vyskocil
3rd=Natha Chance
- 22-Weaving/Coiling 1st =Patty Sorensen
or Tenerife 2nd =Clara Willibey
- 24-Finishes - 1st=not awarded
2nd=Linda Baker
- 25-Inlay - 1st=Patty Sorensen
- 26-Mixed Media - 1st=Patty Sorensen
2nd=Judy Schultz
3rd=Jane Holbrook
- 27-Native American - 1st=Patty Sorensen
2nd= Joan Simons
3rd=Julie Lind
- 28-Holiday - 1st=Sue Haberer
2nd=Linda Baker
3rd=Barbara Dale
- 29-Covered Gourd - 1st =Linda Baker
- 30-Birdhouse - only 2nd awarded-Jim Babb
- Best of Division 1= Barbie Holton, Class 17**

Division 2

- 31-Carved-chiseled chipped gouged-1st=Bert Petrie
2nd=Marsha Mefferd
3rd=Bill Willibey**
- 32-Pyrography-1st=Sylvia Gaines
2nd=Patty Gilliland
3rd=Betty Vertin**
- 33-Painted-1st=Sylvia Gaines
2nd=Pat Duncan
3rd=Betty Vertin**
- 34-Ink or Colored Pencil - 1st=Betty Vertin**

[illegible]

- 38-Finishes - 1st=Betty Vertin
39-Inlay - 1st=Bert Petrie
40-Mixed Media - 1st=Pat Duncan
2nd=Pat Gilliland
3rd= Betty Vertin
41-Native American Inspired - 1st=not awarded
2nd=Betty Vertin
42-Holiday - 1st - Lynda Smith
43-Covered Gourd -1st= Marsha Mefferd
44-Birdhouse - 1st=Pat Duncan
2nd=Gail Adams
3rd=Betty Vertin

Best of Division 2= Bert Petrie, Class 31

Open Division

- 45-My Idea - 1st=Gloria Conz
2nd= Dana Miller
3rd=Bert Petrie
- 46-Land Animals - 1st=Don Vyskocil
2nd=Pat Duncan
3rd=Sylvia Gaines
- 47-Air Animals - 1st=Bill Decker
2nd=Janet Holbrook
3rd=Patty Sorensen
- 48-Sea Animals - 1st=Sue Haberer
2nd=Don Vyskocil
- 49-Doll - 1st=Judy Schultz
2nd=Maria I. Aguilar
- 50-International - 1st=Sylvia Gaines
2nd=Bill Decker
3rd=Dana Miller
- 51-Texas Our Texas - 1st=Barbara Dale
2nd=Jane Holbrook
3rd=Sylvia Gaines
- 52-Fantasy - 1st=Judy Schultz
2nd=Gail Adams
3rd=Joan Simons
- 53-Sculpture - 1st=Judy Schultz
- Class 54, Abstract - 1st=Betty Vertin
2nd=Clara Willibey
3rd=Marsha Mefferd
- 55-Baskets - 1st= Maria I. Aguilar
2nd=Susan Vyskocil
- 56-Dot Painting - 1st=Sylvia Gaines
2nd=Betty Vertin
- 57-Functional - 1st = Lee c. Kuo
2nd=Sharon Copenhaver
3rd=Bill Decker
- 58-Wall Hangings - 1st=Sharon Copenhaver
2nd=Barbara Dale
- 59-Masks - 1st=Lynda Smith
2nd=Bert Petrie
3rd=Dana Miller
- 60-Musical Instruments - 1st= Maria I. Aguilar
2nd=John Conley
3rd= Sharon Copenhaver
- 61-Decorated Handled Dipper - 1st=Bert Petrie
2nd=Bill Decker

62-Subject of Gourds - 1st= Lisa Hough
 2nd=Bill Willibey
 3rd=Barbara Clark

63-Wearable - 1st=Dianna L. Taylor
 2nd= Maria I. Aguilar
 3rd=Pat Duncan

64-Miniature - 1st=Bill Decker
 2nd=Bill Willibey
 3rd= Maria I. Aguilar

66-Botanical World - 1st=Jane Holbrook
 2nd=Barbara Dale
 3rd= Marsha Mefferd

67-Southwest Inspired - 1st=Julia Birky
 2nd=Candy Peyton
 3rd=Susan Vyskocil

68-Celtic Inspired, 2 entries, 1st=Sylvia Gaines
 2nd=Gina Wynne

69, Multiple Artist - 1st= Lelia and Jimmy Sublett
 2nd=Bill and Clara Willibey
 3rd=Fred and M.A. Koepke

Best of Division, Open=, Don Vyskocil, Class 46

Fine Art Division

70-Mixed Media - 1st=Bill Decker
 2nd =Judy Richie
 3rd=Bert Petrie

71-Sculpture - 1st=Bill Decker
 2nd=Marsha Mefferd
 3rd= Dana Miller

72-SW/Western Theme - 1st=Sylvia Gaines
 2nd=Lynda Smith
 3rd= Judy Richie

Best of Division, Fine Art=, Bill Decker, Class 71
Youth Division=No Entries

Best Of Show= Bill Decker, Fine Art Division, Class 71, Sculpture
Texas Award=Judy Richie, Fine Art Division, Class 70, Mixed Media
People's Choice=Bill Decker, Fine Art Division, Class 71, Sculpture
V.I.P.= Bill Decker, Fine Art, Class 70, Mixed Media (*Mayor of Waco Virginia DuPuy*)

Growers Judges=Gerald and Delanie Brownson, and Clara and Bill Willibey
 Crafts/Art Judges=Zelda Hornsby, Gerald and Debbie Tobola, Janet Wyman
 Elizabeth and Gene Scesniak
 Clerks= Susan Vyskocil, Patty Sorensen, and Sylvia Gaines

2007 Competition Winners at Lone Star Gourd Festival



1,2,3 -3 of kind-R Hough 3,9,10,11 R.



12DisplayDana Tillman



13 Dry Display-Randy Hough



14 Randy Hough




15 Hough & 16 Kuo



17 Carved-Barbie Holton



18 Pyro-Barbara Dale



21 Beaded-Clara Willibey



22 Weave,Coil-Patty Sorensen 25 Inlay-P. Sorensen 26 Mix Med.-P.Sorensen 27 Nat Am-P.Sorensen 28 Holiday-Sue Haberer



29 Covrd Gourd-Linda Baker 31 Carved-Bert Petrie 32 Pyro-Sylvia Gaines 33 Painted-Sylvia Gains 34 Ink-Betty Vertin



38 Finishes-Betty Vertin 39 Inlay-Bert Petrie 40 MixMed-Pat Duncan 42 Holiday-Lynda Smith 43 Covered-M.Mefford



44 Birdhouse-Pat Duncan 45 My Idea-Gloria Konz 46 Land Animal-D Vyskocil 47 Air Animal-Decker 48 Sea Animal-Sue Haberer



49 Doll-Judy Schultztz 50 Internatl-Sylvia Gaines 51 Texas-Barbara Dale 52 Fantasy-J Schultztz 53 Sculpture-J Schultztz




54 Abstract-B. Vertin 55 Basket-Maria Aguilar 56 Dot Painting-S. Gaines 57 Functional-Lee Kuo 58 Wall Hang-S Copenhaver



59 Mask-Lynda Smith 60 Musical-M. Aguilar 61 Dipper-B. Petrie 62 Subj Gourd-Lisa Hough 63 Wearable-Diana Taylor



64 Miniature-B. Decker 66 Botanic-J. Holbrook 67 Southwest-Julia Birky 68 Celtic-S. Gaines 69 Mult Art-Subletts 70 Mixd-Bill Decker



70 Judy Richie 71 Sculpture-B. Decker 72 Sw-West-S. Gaines 2007 TGS Competition Judges – Names on pg 13



TGS Competition Grower Judges
See Names on Page 13

TGS Show-Jim & Betty Lewis

Three TGS Artists-Decker-Petrie-Vyskocil

Traveling Raffle Gourd Awarded!!

By Joe Pritchard

Congratulations to **Barbara Erwin** of Lampasas, Texas, winner of the TGS Traveling Raffle Gourd, "Cultures of Early Texas."

On November 18, 2007, the drawing was held at the Arlington Gourd Parch meeting at The Fielder House Museum in Arlington. Karra O'Connell (shown at right), a University of Texas at Arlington student majoring in History and Political Science and who is working at the Fielder House, drew the winning ticket for TGS.



We contacted Barbara Erwin and made arrangements to

deliver the Raffle Gourd to her in Lampasas; Robbie and Joe Pritchard took the gourd to Barbara on December 2. Barbara is an artist who has worked with many materials, including gourd sconces. She has created wall sconces for the wall lamps in her house (see example below). Barbara's house is like a gallery, with art everywhere – some she or her husband made, some items created by her step-daughter, and many items she has collected over the years. All are displayed in an open and brightly lit home. Barbara's step-daughter creates gourd art sculptures; she currently has pieces entered in a juried competition in Beaumont, Texas.



Barbara purchased her 6 tickets at the Southwest Gourd Fine Arts show at the Kerr Arts and Cultural Center in Kerrville in June.

The raffle gourd raised approximately \$1,275 for TGS.

The gourd has found a good home with Barbara!

Barbara called after we returned home and expressed her delight with the raffle gourd. She wants to thank everyone who worked on the gourd and tell them what wonderful art they have created. Barbara is writing a letter of thanks to TGS; we will distribute it as soon as we receive it and will publish it in the next *Gourdzette*."



Additional information about the Raffle Gourd

I donated the Raffle Gourd, that came from Welburn Farms. I know the board authorized the purchase of one for the coming year, but I'll donate one again. The patches should be on the look out for a packet for their section of the new raffle gourd. The theme for the 2008 raffle gourd is Wildflowers of Texas.

Judy Richie

The TGS Officers and Directors extend their collective wish for a Happy Holiday to each of you and your families

david@turtlefeathers.com

Proxxon Gourd Saw Package - Everything that you need.

The most versatile and reliable gourd saw available.

Angelus Leather Dyes All 39 colors!

\$3.00 - 3 ounce bottle

\$9.00 - pint

turtlefeathers.com

Angelus Paints - All 62 colors in 1 ounce bottles and 4 ounce bottles.

Wood Display Stands - 4 sizes

Rotating Display Stand

Oil Lamp Inserts

Optima Woodburners and Pens!

Kaleidoscope Kits

Gilders Paste - All 28 colors

Inlace Inlay Material - The complete line. Kits, Nuggets, Metallic Dusts.....

Gourd Seeds

828.488.8586

Dichroic Glass

www.turtlefeathers.com

THIS AND THAT GOURDS

LARRY AND KIM WALL

Off County Road 2095 at 206 Twenty Two Hills Rd, GAUSE, TX 77857 – 2 miles North of 79

NOTE – We are NOT located on Highway 79

(979) 280-5197 e-mail: belltrimmer@aol.com

Now available - 5 thousand extremely thick canteen gourds up to 13 inches with flat bottoms – also Chinese bottles, Kettle, Dippers, Birdhouse, & Thick Bushel Baskets

35 acres grown annually - 12,000 gourds in stock now – most are cleaned

Discounts & delivery available on large quantity orders



**Above - Bottles and Kettles
Left – Very Thick, Large Canteens**

ANNUAL MEMBERSHIP
TEXAS GOURD SOCIETY

The Kappa Chapter, TEXAS GOURD SOCIETY (TGS) is part of the American Gourd Society (AGS). Membership benefits of TGS include quarterly newsletters called THE TEXAS GOURDZETTE, source information for seeds, gourds, educational materials, show information, tools, seminars, workshops, meetings, horticulture, demonstrations, ideas for embellishing and more. Texas is divided into regions called "TGS Gourd Patches". Dues for TGS members are \$12 per year, expiring Dec 31.

Two state meetings are held: one in spring and one fall.

TGS ANNUAL MEMBERSHIP FORM

Name _____

Address _____

City _____ State _____ Zip _____

Phone _____ Email _____

Membership (Check one) Amount Enclosed

New Member _____ \$ _____

Renewal _____ \$12 renewal

\$12 TGS MEMBERSHIP RENEWAL STARTS JANUARY FIRST EACH YEAR. DUES FOR NEW MEMBERS JOINING IN LATER MONTHS ARE PRORATED: JAN \$12, FEB \$11, MAR \$10, APRIL \$9, MAY \$8, JUNE \$7. TO COVER CURRENT + FOLLOWING YEAR: JULY \$18 (12+6), AUG \$17, SEPT \$16...

Please mail payment and completed form to:
TEXAS GOURD SOCIETY, 7606 Ledbetter Rd,
Arlington, TX 76001. Make checks payable to:
TEXAS GOURD SOCIETY, INC.

Texas Gourd Society, Inc
7606 Ledbetter Rd
Arlington, TX 76001
Address Correction Requested

Vol 12-4

AGS COLLECTION OF DUES

To join or renew American Gourd Society membership, pay \$15 directly to AGS at PO Box 2186 Kokomo, IN 46904-2186, phone 765-453-5047, or send email. Texas Gourd Society does NOT collect American Gourd Society Dues. Visit website: www.americangourdsociety.org or email agsmembership@insightbb.com

Texas Gourd Society Annual Dues

Payment of \$12 will be paid each year by TGS members. Membership will expire December 31 each year. Note new mailing address. See details on last page of this issue or the TGS website at:

www.texasgourdsociety.org

Want to see this issue in full color?
Send me an email see how easy it is.

The Texas Gourdzette is published quarterly for members of the Texas Gourd Society, Inc. Publishing Dates are:

Q1: 3/15

Q2: 6/15

Q3: 9/15

Q4: 12/15

Please send your ideas, questions, photographs, and comments to: Editor, the Texas Gourdzette,

11411 Ashcreek, Houston, TX 77043

Phone 281-493-0117 willibey@sbcglobal.net