



THE TEXAS GOURDZETTE

Volume 12, issue 3

Texas Gourd Society

September 2007



PRESIDENT'S MESSAGE – by Sue Haberer

Start gearing up...it's nearly time for our Lone Star Gourd Festival that will be held in Waco October 27-28th at the Convention Center. We have lots of fun, entertainment, and good booths planned for our festival. During that time, one of our special treats will be a "March of Masks" for anyone wanting to participate. Be sure to display your mask at your booth and then take it to our banquet for a "March". Our show chairs have put in a lot of their time and energy into making this one of the best festivals ever. We have exciting classes scheduled for anyone interested (please check our website www.texasgourdsociety.org for titles and times), lots of raffles and silent auctions in which to participate, good entertainment to see, and a great banquet to attend. A T-shirt design contest advocating our festival was held early this summer and we will have the winning T-shirt for sale during the festival. We have had a good response from vendors wanting to rent booths. There are still some booths as well as "table spaces" available, if you are interested. We will have two silent auctions which will be held during the day on Saturday. Winners will be announced, once in the morning and then in the afternoon. In addition, tickets for our raffle gourd, *Cultures of Texas*, will continue to be sold during the festival with the drawing for that gourd to be held on November 18, 2007, at 3:00 PM. Our Artist of the Year, Don Vyskocil, will be featured and honored during the two day show. Visit his web site at www.vyskocilarts.com. A banquet and General Business meeting will be held on Saturday the 27th. This is going to be a special banquet with special recognitions. We would love to see you in Waco and treat you to a Texas size gourd festival.

Be sure to contact Patty Sorensen at cpsorensen@consolidated.net for your banquet reservations. Also, call the hotel of your choice, as listed on the web site and in this issue, to make your room reservations. Mention that you are a member of the Texas Gourd Society to get special rates.

I would like to report that the 2007 Southwest Gourd Fine Art Show in Kerrville was a huge success bringing in over 2,500 visitors. The number of gourds sold was 50% more than last year and the profits from the sale of gourds more than doubled. The Kerr Arts and Cultural Center is expecting an even larger show next year due to the interest shown from new and returning gourd artists. Thanks to all who participated.

Sue Haberer

INDEX

Advertising.....	6, 7, 8, 9, 13	TGS Fall Show Information.....	2, 5, 6, 7, 8, 9, 10, 15
American Gourd Society.....	8, 18	TGS Fall Show Classes	11, 12
Gourd Patch Happenings.....	3, 4	TGS Member Articles & Interviews.....	7, 9, 16
Gourd Questions – can you answer any?.....	14, 15	TGS Member Growers.....	5
Gourdgeous Gourds Gourd Art Show.....	12	TGS Membership.....	18
Gourdzette Informaton	18	TGS Officers & Directors & Show Chairs.....	16
New TGS Members.....	8	TGS Traveling Raffle Gourd.....	17
President's Message September 2007.....	1	TGS Show Chair Contacts.....	5
		Upcoming Events.....	6



*The Texas Gourd Society
Presents its 12th Annual*

Lone Star Gourd

Festival

Waco, Texas

WACO CONVENTION CENTER
100 Washington St. Waco, Texas

**2 BIG
DAYS**

Saturday, Oct. 27

Sunday Oct. 28

HOURS:

Sat 9 am to 5 pm

Sun 10 am to 4 pm

ADMISSION:

\$5.00

Kids under 12 FREE



For More Information visit us at:
www.texasgourdsociety.org
or call 806-523-9092

PATCH NEWS

TGS TYLER GOURD PATCH has no new to report for this issue.

Contact Cindy Partin - 311 CR4920 Troup, TX 75789 - 903-842-4101 Email: cindy@mikegcarroll.com

TGS CAPITAL OF TEXAS GOURD PATCH - Who is that masked man? Our program directors, Lelia & Jimmy Sublett, prepared a hands-on mask making session for our August meeting that had everybody pumped. A good time was had by all including our new member. Thanks to Jocelyn Guajardo for finding us a new place to meet as our regular location is under renovation and unavailable. Hobby Lobby at the new South Park Meadows Shopping Plaza has graciously agreed to let us use their crafts room and it was fun to look through the store for adornments for the masks. Members turned in their Christmas ornaments made for the patch raffle basket/tree. Everybody did such a good job and there were so many creative and festive ornaments. We took a vote on having a patch booth in Waco and it was decided to do more local craft fairs, church bazaars, etc. to promote gourd art and education and grow our patch membership in and around the Austin area. Some members will have individual booths in Waco and everybody wants to go up for some classes, supplies, raw gourds, check out the bookstore, see the competition, and attend the banquet dinner. Those of us who manned the patch booth last year will appreciate the opportunity to enjoy all of the above without the responsibility of set up, tear down, and everything in-between. Our next meeting will be October 6th at our new location and we'll see everybody at the TGS Lone Star Gourd Festival at the end of October.

Contact Rona Thornton, ronat@austin.rr.com 512-266-3810

TGS WEST TEXAS GOURD PATCH Our August West Texas Gourd Patch meeting was held at Tandy's Leather Factory. The owner demonstrated her new line of Eco-Flo dyes, stains, gels, and paints. She gave everyone in attendance a special discount on her line of products. They are great !!

We have a special treat coming up in September. Fred Dunlap is coming to Lubbock to teach classes for our Two Day Gourd Retreat. Classes will consist of Mid Size Gourds with Lacing, Beads, and Shells; a Story Teller Gourd; and a Charred Gourd utilizing several different techniques. If anyone will be in Lubbock on September 22-23, come and join us. Reservations are required....so contact me at 806-523-9092.

The West Texas Gourd Patch will team up with the South Food Bank for a December Open House. We will be able to display and sell our gourds. An ongoing project for WTGP has been helping the kids at the South Plains Food Bank learn about gourds - teaching them how to grow, cut, carve, and paint gourds. They are also going to participate in the December Open House by selling their own projects.

Contact: Sue Haberer – Levelland, TX 806-523-9092 or dhaberer@valornet.com

TGS EAST TEXAS PINEY WOODS GOURD PATCH - *discovered* Faux Raku Pottery in June - an ancient, elegant technique from joint compound! We never cease to be amazed at what can be done to a gourd. Pam Word opened a whole new world of possibilities by using joint compound to imitate a ceramic design on gourds. Pam provided the historical background of the 16th century Japanese Raku vessels. We applied metallic powders to mimic the shimmering bisque of the original Raku.

July- no meeting

In August Juaree Walker provided laminated patterns and instructions for a "Masking Tape Masterpiece". To begin, put strips of masking tape (slightly overlapping) on a plastic sheet protector. Then place the sheet protector on the top of design you wish to copy (bear hard on pencil) when complete, peel tape from page protector and place on gourd. This was a class that Juaree took 2 years from one of our favorite teachers, Lelia Sublett. Thanks Juaree for adding to our gourd skills.

Next meeting date is September 29 , Saturday 11 a.m - 2 p.m at Hobby Lobby in Longview, Texas. Piney Woods Patch has been working for several months on gourd ornaments for an Oriental theme Christmas tree. After the September meeting the group is planning to dine at a Chinese food restaurant to celebrate the completed Christmas tree project.

Contact information: Patty Gilliland Email calabash75605@aol.com 903 663 0017 Piney Woods

Web site <http://www.geocities.com/pwgourds/patch.htm>

TGS HEART OF TEXAS PATCH is meeting on the fourth Saturday each month at 10:00 A.M. at Uncle Dan's in Waco with 5 to 7 attending. We plan to cancel for the rest of 2007 and resume meeting in January 2008. Hope to see everyone at the Gourd Festival in Waco - October 27 & 28, 2007.

Contact: For more information call Bob Schuetze at 254-772-4519.

TGS SOUTHEAST TEXAS GOURD PATCH - All of our summer meetings were held at our Hobby Lobby location on the Northwest side of Houston. I wish we could be close to everyone in our Patch area but as we all know TEXAS is big. Pinky Taylor taught us in June how to make a Shekerie! What fun we had, I never thought I would enjoy or even have a desire to make a Shekerie and was I surprised at what a fun class this was! We send out direction for the basic's of each class during the month, this way we can do the prep work for the monthly project and then do the technical part at the meetings. Pretty neat the way each one looks and sounds differently. In July, Bill Willibey did a photo class for us, just using a folding chair as a tent and white plastic bags as filters I learned some new tricks and my photo's are 100% better now. We also did a show and tell session and welcomed a new member into the Patch, Karen and her husband Kevin Clark! I love having new excited gourders coming into the Patch - learning is contagious. In August we created our Fish Factory and started on our Patch Raffle item for the TGS show, we didn't really teach a class but Bill and Clara Willibey and I brought in supplies and guide lines for our Banana Gourd Fish and then let the artist come out of everyone and thanks to Don and Susan Vyskocil for bringing many fish reference books and photo's. We also asked everyone who had some wax linen to bring their different colors to the meeting for a thread swap meet; we swapped about a foot length of thread to make skewer/dowel thread color sticks, ending up with 25 of the 34 colors. Thanks again to every Patch member who comes and shares with us! Pete and Betty Kent returned to the Patch for our August meeting and it was great getting to see them again. If anyone is ever in the Houston area on the 2nd Saturday we would love to have you join us! On September 15th, our Patch is setting up at the Colorado County Fair where we will be spreading the news about gourds! Also a Sugar Land Garden Show on the 22nd and a month long Fine Gourd Art Show in Round Top with a reception starting at 2 p.m. on September 8. Darla Hines, Patch Leader, 281-356-1340 or e-mail tedlh@charter.net.

Contact:—Darla Hines – Magnolia, 281-356-1340 - SE Patch website: www.geocities.com/TGS_southeast.

TGS DALLAS GOURD PATCH - at our June meeting, Gerry Flewharty gave a wonderful demo on 'Aboriginal Dot Painting'. Our members had many questions and Gerry's instruction was exceptional. We voted to have an 'African' theme for our Patch basket this year in Waco. At the July meeting, Sylvia Gaines gave a demo on pyrography and brought her Ram's head gourd as an example. Her Ram's head gourd was the First Place winner in 'The Gourd Magazine' Gourd Contest themed competition 'Pyrography'. In August our meeting was held at the home of Gay Lynn and Herman Bynum in Denton. Members contributed side dishes and great food was had by all. Pat Duncan brought a copy of the new 'Making Gourd Dolls and Spirit Figures' book by Ginger Summit and Jim Widess which includes 4 of her dolls. Congratulations to Pat on her 'published' gourds. Members of the Dallas Gourd Patch will be doing educational demos at the Dallas Arboretum in Sept. and Oct. We are hoping to generate some new interest in gourds and sign some new members for Dallas and others patches in the area.

For information about the DGP please **contact:**

Sylvia Gaines (903)891-8405 - slgaines@isp.com or Pat Duncan - (972)463-8668 pdunk8@msn.com

TGS COWTOWN PATCH had 6 members this past tues. We voted to change the meeting place - try out something new. We will meet at **Diane's Diner** at 5703 Crowley Road - phone 817.551.9566. It is located near Mikes Garden Center - they will be open just for us on Tuesday.

Contact: Barbara Petroski 1413 Trammel Drive, Benbrook, TX 76126 ph: 817-249-2929 lunarwind7@aol.com website: <http://www.angelfire.com/tx5/cowtowngourdpatch>

TGS ARLINGTON GOURD PATCH - Thanks to all members attending Sunday afternoon. Remember we changed the programs a bit. Sept. 16 we'll be weaving on a gourd rim. Then Oct.21 a small gourd drum necklace. I'll work on a prototype. Also, Sept is our nominating time for next year's board. We talked briefly about our summer schedule and not meeting during June, July or possibly August and doing an all day workshop with bar-be-que. Just a thought. If you have ideas or suggestions on what you would like to do, let me know. Classes for Judy Richie are filling up fast so if you still want in email me.

Contact: Cindi Creswell, cindnboo@hotmail.com, 817-244-0135. Email arlingtongourdpatch@hotmail.com Website www.freewebs.com/arlingtongourdpatch

TGS GUADALUPE GOURD PATCH For one of our meetings, Eugene Endicott demonstrated chip carving. In august, we made plans for our raffle item to be donated to TGS for the show in Waco. We decided to make a wreath decorated with mini masks. Susan Bacon from Fredericksburg brought a selection of raw gourds. Several people brought some of their gourd art for show and tell.

Our meetings are held on the first Thursday of each month at 7 PM at Judy Richie's home.

Contact Bob Richie brichie@krc.com 830-357-8939 or Judy Richie at judyrichie@yahoo.com

TGS MEMBER GOURD GROWERS – LET US KNOW IF YOU BELONG ON THIS LIST

Jack & Sarah Calender 15566 CR3110 Gladewater, TX 75647	JS Gourds 903-845-3695 jsgourds@hotmail.com	Bill & Pam Salzman 1001 Forgotten Land Alvarado, TX 76009	Gourds 817-790-8472 himandher5@hotmail.com
Virginia Clark 11341 Eddyburg Rd Newark, OH 43055	Foothills Farm 877-346-8445 clark@foothillsfarm.com www.foothillsfarm.com	Robert & Doris Schuetze 1207 N. 64 th St Waco, TX 76710	Gourds 254-772-4519
Charlotte Duke-Yeisley 1342 State Hwy 95 South Smithville, TX 78957	Dancing Feather Studio Diamond Y Farm-830-839-4220 yeisley@gvtc.com	Don & Mary Sills 3970 State Hwy 154 Marshall, TX 75670	Don's Gourd Farm 903-935-6871 Donsgourdfarm@direcway.com
Jim & Betsy Daspit 3778 Hwy 75 North Madisonville, TX 77864	Daspit Gourds 936-348-9433	Kristi Sprinkle 699 Shiloh Road Bastrop, TX 78602	The Bastrop Gourd 512-308-0316 kristi@bga.com/512-585-4275
Tom and Zelda Hornsby PO Box 4601 Pineville, LA 71361	Bayou Gourds 318-640-4818 www.bayougourds.com	Kim & Larry Wall County Rd 2095 Gause, TX 77857	This & That & Gourds 979-280-5197 belltrimmer@aol.com
Harry Hurley 259 Fletcher Ave Fuquay Varina, NC 27526	Carolina Gourds and Seeds 919-557-5946 harryhurley@hotmail.com www.carolinagourdsandseeds.com	Mike Wood & Carol Steele 4295 CR 314 South Henderson, TX 75654 Cell-512-484-9085	Lone Star Gourds 903-657-0486 csteele@suddenlink.net www.lonestargourds.com
Gay Wright 174 Kellar Rd Smithville, TX 78957	Rising Dawn Gourd Farm 512-360-2023 alcyone@cmymfarm.com	Rickie Wheeler 1745 Owl Road Lubbock, TX 79407	Gourds 806-885-1916 dhaberer@valornet.com
Bill & Sylvia Langston 793 VZ CR 3809 Wills Point, TX 75169	Gourds 903-873-3355 blang3000@aol.com	Carl & Cindy Weems 303 Gilmore Rd Brenham, TX 77833	Gay Hill Gourd Farm 979-277-0329 cweems@earthlink.net
Roger & Debbie Clausen 3444 Stickhorse Ln McKinney, TX 75071	Clausen's Gourd Farm 972-548-	Mag & Dayton Spaeth 5397 Tri-County Rd Mason, TX 76856	Spaeth Gourd Farm 325-265-4377 dspaeth@hctc.net
David A Williams 8964 FM 1940 Franklin, TX 77856	Gourdstrings 979-828-5396 gourds@tconline.net	Dorothy Miller 789 CR 146 San Saba, TX 76877	Gourd Mill 325-372-5210 dmiller@centex.net
Anna Miller 12091 Eagleville Rd North Baltimore, OH 45872	Quarry Farm Gourds 419-257-2597 www.quarryfarmgourds.com	GROWERS HAVE THEIR PICK OF THE GOURD PATCH TO MAKE A MASK FOR THE MASK MARCH AT THE BANQUET	

**Gourd Buyers please consider that the Growers on this list should be called before you visit them.
You might make a long trip and find no one at home or they might have sold all their gourds.**

TGS Fall Show Chair Contacts

Show Co-Chair - TGS President - Sue Haberer dhaberer@valornet.com - 806-523-9092
Show Co-Chair - Vice President - Judy Richie judyrichie@yahoo.com 830-257-8939
Competition Chair - Darla Hines - tedlh@charter.net 281-356-1340
Vendor Chair - John Flewharty - dsf1511@verizon.com 940-380-9566
Publicity Chair - Rebecca Wise - dbwise@swbell.net - 817-726-6653
Education-Classes - Cindi Creswell - cidnboo@att.net - 817-244-0135
Show Treasurer - Lynda Smith - pennsmith@bigplanet.com 214-339-7599
Bookstore - Mike and Julia Cosgrove - jcosgrove1@peoplepc.com - 979-921-0538
Admission Table - Jim & Betty Lewis - betsgem@juno.com - 254-982-4386
Kids Kraft Korner - Lynda Smith - (see above) & Dana Tillman - danatillman@juno.com
Raffle-Pam Word & East Piney Woods Patch-havnwords@peoplepc.com - 903-734-1106
Saturday Banquet Decorations-for, Oct 27 - Doris Schuetze - robertschuetze@grandecom.net
Past President - Robbie Pritchard - robbiesgarden@hotmail.com 817-905-3178
Silent Auctions for Oct 27 - Hellen Martin - hellenmartin@att.net 817-251-1706
Volunteer Coordinator for Waco - Please contact Sue Haberer by email or phone if no email

Carolina Gourds and Seeds

Visa, MasterCard, Checks, money orders accepted.

- Seeds:** 30 varieties of gourd seeds.
Hand pollinated / protected and seeds grown in field isolation.
\$2.00 to \$3.00 per pack.
- Gourds:** Thick shelled martins, apples, cannonballs and more.
- Books:** Gourd craft and gourd art books. 46 titles in stock
Also check for sale items.
- Fieblings Leather dye & bottle holder:** 29 colors in stock
- Gourd Supplies, Tools, Gourd Craft Videos, Kaleidoscopes and more.**

Harry Hurley 259 Fletcher Ave, Fuquay Varina, NC 27526
Phone: 919-557-5946 Email: harryhurley@hotmail.com
<http://www.carolinagourdsandseeds.com>

Sunshine Woodcarving Supply www.sunshinewoodcarving.com

Cecil Walley - 863-386-9199
carving5000@earthlink.net

A wide variety of quality
chipping tools, hand
gouges, power carving,
power chipping and carbide
bits for your power tools.
Power saws and sander,
plus a new wood burner
with tips that will last!



Gay Hill Gourd Farm

Carl & Cindy Weems – cweems@earthlink.net

303 Gilmore Road Brenham, TX 77833

979-277-0329

Many Acres of High Quality, Clean Gourds

Apple, Canteen, Giant, Martin, and others

All sizes - pick up a few or many

UPCOMING EVENTS

Sep 14-16 Illinois Gourd Society Festival – new location – www.americangourdsociety.org/ILGS

Sep 16 Mississippi Gourd Festival – www.gourdgracious.homestead.com/gourdfestival.html

Sep 29-30 Greenville OH “World’s Largest Gourd Show” - www.ohiogourdsociety.org

Sep 29-30 Folsom Gourd Festival (Folsom, California) www.folsomgourdfestival.com

Oct 13-14 New Mexico Annual Celebration of Gourds – www.newmexicogourdsociety.org

Oct 20-21 Alabama Gourd Festival, Cullman, AL – www.alabamagourdsociety.org


Oct 27, 28 **Texas Gourd Society Lone Star Gourd Festival in Waco, TX** www.texasgourdsociety.org

Nov 3, 4 Virginia Lovers Gourd Society Festival www.americangourdsociety.org/virginia.html

HELP TGS SEEKS ADVERTISING AND PUBLICITY

Email – dbwise@swbell.net to let her know of any magazine or newspaper that has a calendar of events. Beck Wise needs this help to publicize the Lone Star Festival through out the state.

BAYOU GOURD FARM
"Excellence Is Our Standard"



**A wide variety of gourds & seeds
 READY TO SHIP!!**

tom@bayougourds.com
 zelda@bayougourds.com

**Tom & Zelda
 Hornsby
 P.O. Box 4601
 Pineville, Louisiana 71361
 (318) 640-4818
 www.BAYOUGOURDS.com**



Introducing **Mardi Gourds**

Gourd art & supply

Providing Fine Gourd Art, Tools,
 Supplies, Classes, and Tutorials
 To meet the needs of the
 Gourd Enthusiast

Visit us at our website

www.mardigourds.com

or call toll free **866-507-2111**

Mary and Dick Segreto

info@mardigourds.com

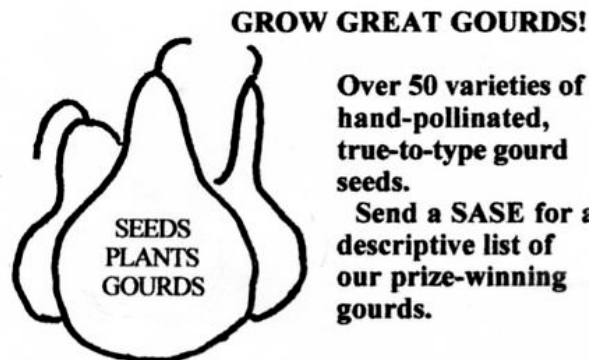
Waxed linen coiling on gourd rim – by Susan Vyskocil

I am a member of the SE Texas Gourd patch, though, I have just been mostly a spectator/tag-a-long with my husband, Don, who is the real artist in the family. But after much encouragement from fellow patch members, I am now involved. Currently I am trying to improve my waxed linen coiling technique. I ordered various colors but had difficulty selecting the ones to combine for each project. The sample card I purchased didn't help much. The color combinations I wanted to try were too far apart on the card (and way too small) to get a good idea of what they would look like together. I tried holding the spools together but still wasn't happy. Finally, I came up with wrapping the linen on bamboo skewers (used for cooking). It worked great!! It gives me a better "visual" of what the finished product might look like. The wrapped skewers are just about the same size as the wrapped core that I am using on my gourds. I showed this idea to my patch leader, Darla Hines She was really excited about it and suggested that I submit it to the newsletter as a tip for others (Note: I have written the names of the colors on each skewer.) Small dowels should work just as well. Note - our Patch members exchanged color samples using this idea. Identifying the supplier helps too. Teal from The Caning Shop is not the same as Teal from Royal.



The TEXAS GOURD SOCIETY LONE STAR GOURD FESTIVAL will be held in Waco on October 27th & 28th at the Convention Center. The Banquet and General Business Meeting will be held on Saturday, October 27th in the Lutheran Church at 1008 Jefferson Avenue in Waco - about one mile from the Convention Center. Check other pages in this issue, plus the TGS website, to find more details about the Lone Star Festival and banquet, with workshop classes, vendors, demonstrations, raffle, and competition information, plus hotel & motel details. Plan now to attend. Spread the word and contact Beck Wise or Robbie with your local publicity for this event - Copy the Show flier on page 2 or copy the flier on the web site.

Hellen Martin is in charge of two silent auctions being held on Saturday the 27th at the Lone Star Gourd Festival - one in the morning and another in the afternoon. PLEASE contact Hellen to donate gourds to this new event. You can help raise some funds for TGS with your generous donations. Contact Hellen at: hellenmartin@att.net or talk to your Patch Leader.



GROW GREAT GOURDS!

Over 50 varieties of hand-pollinated, true-to-type gourd seeds.

Send a SASE for a descriptive list of our prize-winning gourds.

QUARRY FARM GOURDS

Anna Miller
12091 Eagleville Road
North Baltimore, OH 45872
419-257-2597
www.quarryfarmgourds.com

LEATHER DYE FOR GOURDS

From Over 90 Locations

FREE CATALOG

Write TLF, Dept. GOURD7
P.O. Box 50429 • Fort Worth, TX 76105

or visit our website @ www.tandyleatherfactory.com
and call our location nearest to you.

TLF_GOURDZ_1006

American Gourd Society – www.americangourdsociety.org Visit the AGS website for tutorials and ideas. Join the AGS and get their GREAT gourd quarterly called “The Gourd”. Membership is \$15 per year and is prorated for expiration December 31. You can mail a check to: PO Box 2186, Kokomo, IN 46904-2186 – email: agsmembership@insightbb.com

NEW MEMBERS Welcome! Join a Patch, ask questions, volunteer and have fun

TERESA ABER
616 EDWARD STREET
JACKSONVILLE, TX 75766
903-586-8179
terriabe2@yahoo.com

JOYCE KING
1404 VISTA VERDE
DENTON, TX 76210
940-383-3207
donandjoycemarie@verizon.n

JANICE RAMEY
801 KATY STREET
WACO, TX 76705
254-867-8095
Jramey7408@aol.com

JANICE VINSON
1603 CLOVERLEAF
WACO, TX 76705
254-799-1649
jvinson1@sbcglobal.net

LINDA L. BAKER
400 POST OAK
INGRAM, TX 78025
830-367-2487
lindalee@maverickbbs.com

BEA & LARRY KRUSE
945 VERA LEE BLVD
Harker Heights, TX 76548
254-698-5725
gourdharmy@gmail.com

CHERYL REDDING
2028 SISTERDALE ROAD
BOERNE, TX 78006
830-324-6548
mcredding2003@yahoo.com

JUAREE WALKER
926 CR 2510
NAPLES, TX 75568
903-897-2647

BARBARA CLARK
619 N. MARKET
GRAPELAND, TX 75844
936-687-2388
bobbiecork@gmail.com

NIKKI OGLE
407 WILLOW STREET
AUBREY, TX 76227
940-365-3603
nikkiogle@aol.com

VIRGINIA SAIP
303 LIVE OAK STREET
INGRAM, TX 78025
830-367-2640
Virginny1s@yahoo.com

REGENA WILLIAMSON
P.O. BOX 57 1059 CR 235
SHERIDAN, TX 77475
979-234-7374
lenora@awesomenet.net

KAREN & KEVIN CLARK
13535 NORTHSORE LOOP
CONROE, TX 77304
936-588-6042
tylerali1224@consolidated.net

CHARLOTTE PHILLIPS
1401 WILLIAMSON RD
GRANBURY, TX 76048
817-573-8150
wayne-charlotte@itexas.net

JUDY SCHULTZ
218 OLD INGRAM LOOP
INGRAM, TX 78025
830-367-2584
cornerstone@maverickbbs.com

Identify your TGS neighbor members.
Call Joe Pritchard at 817-909-2814.

Be a Vendor at the Fall Show – if you don't have enough gourds for a whole booth, share with a friend, or rent a table for \$50 for the weekend. Contact your Patch Leader or John Flewharty – dsf1511@verizon.net or your patch leader.

PATCHES are donating a decorated Christmas tree or basket of gourd related items to TGS for raffling at the TGS Lone Star gourd festival. Contact Pam Word: havnwords@peoplepc.com – 903-734-1106 for any questions you may have. There will also be a Colwood woodburner as one of the raffle items – same as last year.


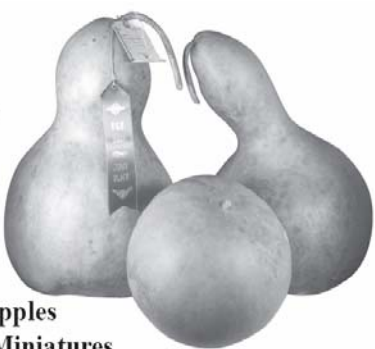

COMPETITION at the 2007 Lone Star Gourd Festival

Please remember to read each set of rules and guidelines for the Division and Class requirements. A paper copy was sent in the vendor mail out packet - the rules and application form are also posted on the TGS web-site. Early entries need to be postmarked by **October 1st**. Please fill out an entry application for **EACH** entry you submit. Add up the entry costs and send one check made out to Texas Gourd Society along with your entry applications. All entries must be received in the Competition area of the Texas Room at the Waco Convention Center between 1pm and 6pm on Friday Oct 26. If you can't make it to the show on Friday, check with members in your Patch and see if they can help you by delivering your entries. The Judging will take place as soon as possible after 6pm. By having the Judging done on Friday evening the competition committee and volunteers (yes we do need lots of help) should be able to have all of the winners recorded, ribbons filled out, placed on the pieces and the TGS photo's taken making the Competition part of the show ready for viewing when the doors open on Saturday morning.

For questions or volunteers, please either call or e-mail the Competition Chair, Darla Hines at 281-356-1340 or e-mail tedlh@charter.net. Any of the Competition Committee members will be glad to try to answer questions or find out the answer for you. Your committee members are: Dave Broughton, Sylvia Gaines, Dusti Lockey, Hellen Martin, Judy Richie, and Patty Sorenson. Volunteers are needed to help throughout the show. Friday we will need help setting up and designing the layout of the competition area, checking in the Competition entries, making sure that all paper work is filled out and fees paid, ensuring that the exhibitor tags are filled out and affixed to the entries, placing the entries in the correct class location with names hidden. Saturday we need monitors to ensure that no one touches the art work and volunteers will hand out and collect the ballots for the **Peoples Choice Award** which will be presented at the Banquet on Saturday evening. Monitors are also needed on Sunday, and then helpers to break down the area. This is your show and I encourage all members to be a part of the show in some way by helping in one of the show departments.

I'd like to thank all of the competition committee members once again for their help. They all have spent many hours by e-mail and/or phone trying to revise the Division's and Classes into today's gourd art forms and trying to make the requirements as clear as possible to read and understand. Divisions 1 and 2 are the same type of skills classes with the only difference being the number of ribbons you have won in a show prior to this year's competition, the Open Division has theme type classes which anyone can enter and then we have the new Fine Art Division for the completely original best pieces which anyone may enter. Our Growers Division is to showcase the "cream of those crops". These classes are open to any one who has that special gourd growing whether it is grown in your back yard or out on a large professional farm. We all need the growers for their "green gourd thumbs" and we all want to see those super special gourds which could become the palette for our next great gourd piece of art.

There are new rules and guidelines-check them closely! Let's make this the best Show Competition ever! Remember you will be able to place a business card or small neatly typed card next to your entry on Saturday morning to let the public or friends know how to contact you for sales or compliments. Please write your booth number on the card if you will be at the show.

  <p>Bottles • Kettles • Apples Medium Cannonballs • Miniatures</p> <p>MIKE WOOD GROWER</p> <p>Cell: 512-484-9085</p> <p>CAROL STEELE COMMUNICATIONS</p> <p>903-657-0486</p> <p><i>See us at Canton 1st Monday & McKinney 3rd Monday Trade Days</i></p> <p>4295 CR 314 South Henderson, TX 75654 www.lonestargourds.com</p>	 <p>A Library Display, by Darla Hines</p>
--	--

Here's another good way to share your love of gourds with the public. Where ever you live there is a library close by and most of them have display cabinets in which monthly they feature different items, especially if there is a book to be shown. Pictured is what I did for the library in Magnolia. I signed up early in the year and had my display the month before the TGS Festival and had the show flyer where it could be read clearly. This would also make a great Patch project for your local library (see photo above right).

WACO COMPETITION ENTRY APPLICATION

NOTE: PLEASE FILL OUT ONE ENTRY FORM FOR EACH ENTRY. BE SURE TO INDICATE THE NAME, NUMBER OF CLASS AND DIVISION YOU ARE ENTERING ON EACH APPLICATION. PLEASE INCLUDE FEE(S) WITH YOUR APPLICATION(S).

ENTRY FEES:

Youth Division- No Fee

TGS Members - Early mailed in and postmarked by October 1, 2007- \$1.00

Late entries-Entries received at the door or postmarked after deadline- \$2.00

Non-Members - Early mailed in and postmarked by October 1, 2007- \$3.00

Late entries-Entries received at the door or postmarked after deadline- \$5.00

Entries to be received on **Friday, October 26, 2007** in the Texas Room, competition area, Waco Convention Center, Waco, Texas. **1PM until 6PM**

MAIL OR DELIVER ENTRY FORMS AND FEES TO: Darla Hines
21803 Ann Circle
Magnolia, Texas 77355

Questions? Call Darla Hines 281-356-1340 or email tedlh@charter.net

NAME

ADDRESS or P.O. BOX

CITY

STATE

ZIP

TELEPHONE

EMAIL

PLEASE CIRCLE APPROPRIATE DIVISION

GROWERS	DIVISION 1	DIVISION 2	OPEN	FINE ART
YOUTH:	8 YEARS AND UNDER	9-13 YEARS	14-17 YEARS	

CATEGORY CLASS NUMBER

CATEGORY NAME

As a participant of the Texas Gourd Society show, October 27 and 28, 2007, to the extent permitted by law, I hereby indemnify and hold harmless the Texas Gourd Society and their agents and employees against any loss, cost, damage, and personal injuries including death, judgment, or liability of any kind including legal expense, which the said parties may suffer by reason of arising from this event which will be held at the Waco Convention Center, Waco, Texas.

Signed




Date

TGS Officers and Directors




Sue Haberer –President	dhaberer@valornet.com	806-523-9092
Judy Richie – Vice President	judyrichie@yahoo.com	830-257-8939
Lynda Smith - Treasurer	pennsmith@bigplanet.com	214-339-7599
Joe Pritchard–Membership & Historian	stormy7606@hotmail.com	817-909-2814
Patty Sorenson – Secretary	cpsorensen@consolidated.net	936-597-6357
Robbie Pritchard-Past President	robbiesgarden@hotmail.com	817-905-3178
Bob Schuetze–director	robertschuetze@grandecom.net	254-772-4519
Rebecca Wise-director	dbwise@swbell.net	817-726-6653
John Flewharty-director	dsf1511@verizon.net	940-380-9566
Gerry Flewharty-director	2flews@flash.net	214-341-2614
Hellen Martin – director	hellenmartin@att.net	817-251-1706
Bill Willibey - Director & Editor	willibey@sbcglobal.net	832-816-6228 or 281-493-0117

Announcing Classes for the TGS Fall Show - October 27 & 28, 2007 - Class Size Limited - Registration open - Latest Sign up Date October 14, 2007. No Refunds After October 14, 2007 - No refunds for No-Shows. Check the TGS website for updates, prices, photos and biographies. All supplies are furnished unless noted. Additional information and photos will be added in the coming weeks.


SATURDAY MORNING CLASSES 9:00 to 12:30

<p><u>Elizabeth Scesniak</u></p> <p>Pine Needle Rim Bowl with Metallic Leaves and Acorns</p> <p>\$45</p>	<p>Create a beautiful background finish on your bowl using a varnish/glaze technique before adding lovely gold, bronze and copper leaves and acorns. Then weave a pine needle rim to finish. These techniques can be useful for many other projects.</p> <p>Supplies furnished by teacher: Brushes available for class may be purchased at end of class if desired. <i>Elizabeth has worked with gourds since her start in Japan in 1968. After winning 6 ribbons at the state fair, a shopping network helped her sell 600 Easter gourds in 3 minutes. She is a member of the Arkansas Craft Guild, Society of Decorative painters, and teaches. Check out her book "Gourds Go to Work"</i></p>	
<p><u>Zelda Hornsby</u></p> <p>Gourd Chicken or Rooster</p> <p>\$40</p>	<p>This is a fun creative class that you can let your imagination run wild. We will use paper clay to mold a beak, comb, & waddles on a kettle gourd.</p> <p>All supplies will be furnished. You may bring any favorite brushes, or paint supplies of your own if you prefer.</p> <p><i>Zelda has painted gourds for 10 years, attends gourd classes at different shows and retreats, read books, and experiments with different mediums, embellishments, and tools in the creation of new gourd art.</i></p>	
<p><u>Clara Willibey</u></p> <p>Wax Resist</p> <p>\$45</p>	<p>Take home a beautiful finished gourd project - Introduction to the tools and techniques of "wax resist" painting using a Kistka (yours to keep), black wax and leather dye. Cut and cleaned gourd bowl, supplies and leather lacing will be provided.</p> <p>STUDENTS - Please bring an apron or old shirt.</p> <p><i>Clara has experience in most of the gourd art and craft techniques. Her work includes dies, painting, wood burning, and various rim treatments. Here is your opportunity to learn one of the basic art forms.</i></p>	




SATURDAY AFTERNOON CLASSES 1:00 to 5:00

<p><u>Gerry Flewharty</u></p> <p>Unique Gourd Purse</p> <p>\$50</p>	<p>Design wearable art by transforming a canteen gourd into a unique purse. SKILL LEVEL: All - Gerry will demonstrate how to cut and clean gourds. You will transfer patterns (using pyropaper), woodburn designs, attach strong brass hardware, leather straps and create a lining for a one-of-a-kind purse. This is your chance to use the new popular Gourd Master ink dyes. You will use a palette of colors, paint with microbrushes and ink squares plus set designs with heat. This project can help you create award winning gourds!</p> <p>STUDENTS BRING- Woodburner w/fine tip (limited quantities available)</p> <p><i>Gerry is a multi-talented award winning gourd artist, teacher, former editor of THE TGS GOURDZETTE and feature columnist for "Kid's Korner" in THE GOURD.</i></p>	
<p><u>Zelda Hornsby</u></p> <p>Gourd Pottery</p> <p>\$45</p>	<p>Take home a beautiful gourd made to look and feel like pottery. I will provide cut and cleaned gourds of various shapes and sizes for you to choose from, as well as all other supplies needed to complete this project</p> <p>ALL materials supplied</p> <p><i>Zelda has painted gourds for 10 years, attends gourd classes at different shows and retreats, read books, and experiments with different mediums, embellishments, and tools in the creation of new gourd art.</i></p>	
<p><u>Judy Richie</u></p> <p>Pine Needle Coiling</p> <p>\$50</p>	<p>You may know how to perform pine needle coiling, BUT, this is the stuff that wins prizes in the competition! Learn how the pros do it.</p> <p>ALL materials supplied</p> <p><i>Judy is a very talented Gourd Artist with multiple prizes earned in past Texas and Arizona shows. You deserve to learn from a WINNER.</i></p>	

SATURDAY AFTERNOON CLASSES 1:00 to 5:00 (continued)

Elizabeth Scesniak Variegated Gold Leaf Vase \$45	<p>Create a beautiful gourd vase using several decorative painting techniques. Starting with gold, copper and bronze metallics you will create a quick and easy background for your central design. A stunning variegated gold leaf image will then be added to an ebony circle to complete your unique gourd. Perfect project for all levels. Brushes available for class use may be purchased at end of class if desired. <i>Elizabeth has worked with gourds since her start in Japan in 1968. After winning 6 ribbons at the state fair, a shopping network helped her sell 600 Easter gourds in 3 minutes. She is a member of the Arkansas Craft Guild, Society of Decorative painters, and teaches. Check out her book "Gourds Go to Work"</i></p>	
--	---	---

SUNDAY CLASSES 10:00 A.M. TO 2:00 P.M.

Zelda Hornsby Fishing Lures \$35	<p>Learn how to paint and assemble fishing lures from a banana gourd. I will have examples available, or you can bring a favorite lure you would like to use as a model. These make great gifts, Christmas tree ornaments, and conversation pieces. All supplies will be provided. <i>Zelda has painted gourds for 10 years, attends gourd classes at different shows and retreats, read books, and experiments with different mediums, embellishments, and tools in the creation of new gourd art.</i></p>	
Eugene Endicott Chip Carving \$45	<p>Chip Carving with a Gouge – Learn how to lay out a design and use a wood gouge for chipping. This technique creates practically no dust, and qualifies as a "primitive" craft. Dyes will be selected to enhance the contrast of chipped and plain portions of the gourd. Student may bring a wood gouge or use one of the instructor's. All materials supplied. Skill Levels: Beginning or Mid-level or Advanced (CIRCLE ONE) <i>Eugene has taught chipping in several states and has photos in leading gourd books. He is one of the world's leading artists in this technique.</i></p>	
Judy Richie Power Carving \$55	<p>Learn Power Carving – apply a design to a furnished gourd and learn to remove the gourd surface in areas to give a three-dimensional effect. STUDENT MUST BRING A ROTARY POWER TOOL BY DREMEL OR OTHER MANUFACTURER – Also bring dust mask or other safety device – class will be taught outside. <i>Judy is a very talented Gourd Artist with multiple prizes earned in past Texas and Arizona shows. You deserve to learn from a WINNER.</i></p>	

CLASS REGISTRATION APPLICATION - CLASS SIZE LIMITED. Confirmation of classes will be sent upon payment. Classes are held on October 27 & 28, 2007. \$5 of each student fee will go to TGS to offset expenses. NOTE that some classes may not take as long as indicated. The hours are approximate.

Name _____ Email _____ Address _____
City _____ State _____ Zip _____ Phone _____ Cell _____
Class _____ Time _____ Fee _____
Class _____ Time _____ Fee _____
Class _____ Time _____ Fee _____
Class _____ Time _____ Fee _____

Make checks to Texas Gourd Society, mail to Cindi Creswell, 3663 Brookland Ave,
Fort Worth, Texas 76116 or Email application to cindnboo@att.net 817 244-0135

GOURDGEIOUS GOURDS at the
COPPER SHADE TREE
206 E. Mill Street, Round Top, TX
979-249-4127 www.coppershadetree.com

See Beautiful Texas Gourd Art on display from
September 8 through October 7 in Round Top
fifteen miles southwest of Brenham, TX

david@turtlefeathers.com

Proxxon Gourd Saw Package - Everything that you need.

The most versatile and reliable gourd saw available.

Angelus Leather Dyes All 39 colors!

\$3.00 - 3 ounce bottle

\$9.00 - pint

turtlefeathers.com

Angelus Paints - All 62 colors in 1 ounce bottles and 4 ounce bottles.

Wood Display Stands - 4 sizes

Rotating Display Stand

Oil Lamp Inserts

Optima Woodburners and Pens!

Kaleidoscope Kits

Gilders Paste - All 28 colors

Inlaid Inlay Material - The complete line. Kits, Nuggets, Metallic Dusts.....

Gourd Seeds

828.488.8586

Dichroic Glass

www.turtlefeathers.com

THIS AND THAT GOURDS

LARRY AND KIM WALL

Off County Road 2095 at 206 Twenty Two Hills Rd, GAUSE, TX 77857 – 2 miles North of 79

NOTE – We are NOT located on Highway 79

(979) 280-5197 e-mail: belltrimmer@aol.com

Now available - 5 thousand extremely thick canteen gourds up to 13 inches with flat bottoms – also Chinese bottles, Kettle, Dippers, Birdhouse, & Thick Bushel Baskets
35 acres grown annually - 12,000 gourds in stock now – most are cleaned

Discounts & delivery available on large quantity orders



Above - Bottles and Kettles
Left – Very Thick, Large Canteens

Seven Questions

1. Is there a good hand cream made for gourders? Or do you find a more general cream suitable?
2. How can I get rid of weevils in dried gourds? Can I prevent weevils by treating purchased gourds?
3. Which clay is best when molding on gourds? Are different clays specific for certain applications?
4. Which gourd tools are best for a beginning gourder? Consider cutting, cleaning, burning, etc.
5. Has anyone successfully used Rit dye on gourds? Tell us how to be successful using Rit.
6. Should we prune gourd vines? How is it done?
7. How do you avoid glare in gourd photographs?

NOTE – If you have an answer to any of these questions, we would like to use it in the next issue.

Answers to the seven Questions

1-(answer from Sue Haberer) If you have hands that are dry, cracked, and / or bleeding, a hand cream called Gourders' Delight, an all natural hand cream, may be just what you need. Gourders' Delight will make your hands feel soft and silky smooth even an hour after you've applied it! Gourders' Delight all natural hand creams, with Shea Butter have been tested by some of the roughest hands around..."GOURD HANDS"! Gourders do a lot of work that is really hard on the hands. Gourders' Delight is so concentrated, that a 2 ounce jar can last longer than an 8 ounce bottle of commercial lotions. A tiny dab on the tip of your finger is all it takes for normal hands. If your hands are extra dry or to the point of cracking and bleeding, it is suggested that you use it thicker the first few times until the cracking goes away, then normal use on a regular basis will keep your hands soft, and crack free! I've used my creams for almost 4 years now and until that time I had fought my hands everyday since childhood, and I don't mean dry hands, I mean cracked and bleeding to a point that I had huge wounds on the back of both hands almost all the time for more than 20 years! In all those years nothing I tried worked even half as good as these creams work for me. Our creams are actually more of a body butter than a cream, thus making them last a good long time. It is \$6.99 for a 2 ounce bottle and can be found at www.everythingmakeesscents.com/hand_cream

2-(answer from Darla Hines) Ammonia on cotton balls placed in an air tight bag with gourd(s) overnight. Ammonia on a paper towel or piece of fabric will also remove pencil marks quite well.

3-(answer from Sue Haberer) Use Das Pronto air-dry clay. It comes in terra cotta and white. Unlike polymer clay, it can be shaped with a wet fingertip. Michael's carries Das Pronto as well as several gourd suppliers. If anyone has a favorite gourd clay, please let us know.

4-(answer from Darla Hines) I love the Proxxon saw with the flat face plate, fine tooth blades and a foot peddle attachment. – (the Willibey's like the tiny Micro Mark saw that fits small hands, but cannot handle thick gourds) Heat regulated wood burner with a skew type of pen. I use an Optima brand of burner. I use a large muck bucket for soaking gourds and a metal pot scupper - the type that come about 3 to a pack for a couple of dollars. I find that the end broken off of a plastic picnic type knife works pretty good as a scraper for the insides. The sanding balls that are made for drills work really well on thicker gourds, they can also be hand held and used for some areas but really are easy to use if you have a drill press. Lower the bottom section and just move the gourd up and around after the ball is turning. I might also say you should hold onto to the gourd very well.

5-(answer from Darla Hines) I have used Rit dye to color an entire cleaned gourd, the inside color will turn out a bit darker but the end product looks great since it's the same color hues. I used my large canning pot to heat the water and dye, being hot the color absorbs pretty quickly, the longer you leave it in the darker the color. At the same time dye your pine needles, palm needles or other coiling fibers. Being frugal I have kept the dye mixture by pouring it into a large recycled kitty liter plastic bottle. I reused this dye 2 years later and it still dyed nicely - this time I did not heat it, I placed it in the sun then poured it into my pot and soaked the piece over night. The original piece had not faded in that 2 year period but it was kept out of direct sunlight. The only color I have used is red. The effect was good IMO and This would be a good Patch project....dip and dye, place it in a plastic bag to take home for drying....dip, dye & dry.

6-(answer from Sue Haberer) Once the plants get established and begin vining, you can start to prune off excessive side growth. When the male vine reaches 10 feet long prune the end to encourage lateral growth. When the laterals form 2 or more small gourds prune the end of the lateral 12" from the second gourd. It is best to start at the end of the lateral and work back to the gourds. This will prevent you from accidentally pruning in the wrong place killing more gourds than you intended. When the vine start growing vigorously it is very difficult to follow the vines for pruning so do it early. The fewer gourds on a vine the bigger the gourd will get. If you plant 12 gourds and produce only 2 gourds per plant you will have 24 gourds. Twenty four gourds is a lot of gourds to process or decorate. Some people allow a maximum of 4 gourds per plant. As new flowers appear simply pinch them off.

7-(answer from Teresa Aber) I had the same problem. Oh, by the way I became a member today. I am so excited. Back to the problem, I spent 6 months preparing and painting then varnishing several gourds. I photographed them with a regular 35mm camera and everyone had too much brightness and you couldn't see anything. And they are gone, my buyer (Cindy Partin) came and picked them up so I don't have any proof of what I did. Now I use a digital camera, the clearness is amazing, not to mention the close ups.

(continued next page)

QUESTIONS and ANSWERS –continued

7-(answer by Darla Hines) I take my gourds out on the back porch, place them on a kitchen chair, I use a yard stick with rubber bands for attaching the yard stick across the top of the chair which gives me a wider area to place a back drops on (deer hides, in my case), turn the flash OFF, use a tripod, and with a large golf umbrella (cloudy days I don't need the umbrella) I look through the view finder and move the umbrella around until I don't see much if any glare spots then take several shots. By using the tripod I can set the camera up close enough so the photo's don't really need to be cropped (I always have to have help cropping since I'm bad with my computer skills) you can leave the camera set in place and without little to no adjustments shoot different gourds.

7-(answer by Bill Willibey) our patch performed some approaches at the August meeting. Turn off overhead lights, set a folding chair on top of a table, and drape white trash bags on the sides with 100 watt bulbs on each side, shining through the bags to light the object. Shoot with flash turned off. Finishing the gourd with a matt finish gives the best photo results, with the glossy being difficult.

NEW GOURD QUESTIONS –Contact Bill with answers
832-816-6228 or willibey@sbcglobal.net

1. What is the best way to weatherproof a birdhouse gourd
2. How do you dry large bushel gourds?
3. What kind of glue is good to use on gourds?
4. Can gourds be grown in large containers?

Congratulations to PATTY GILLILAND for her winning design in the T-shirt contest. Be sure to buy some in Waco – they make great Christmas gifts.

Don't forget to sign up for classes, make a mask, line up a motel, enter the competition, reserve your banquet ticket, get a table or booth

Motel Information in Waco for October 26 & 27 (Friday and Saturday Nights)

Special Rate for TGS – mention TGS for Rate

LaQuinta (25 Rooms) 1110 South 9th
254-752-9741 Ext 5500 or 800-531-5900
\$72 per night for Double - \$82 for King size
Last Day for Reservation Special – 10/12/2007

The Following may have special rates

Super 8 - 1-800-800-8000 about \$55 per night
Motel 6 – 254-662-4622 – About \$40 per night
Comfort Inn – 877-424-6423 – About \$75

Special Rate for TGS – mention TGS for Rate

Best Western (20 Rooms)
I-35 at 4th Street – 254-753-0316 Ext 252
800-299-9226 - \$76 for 2 people - \$84 for 3 or 4
Last Date for Special 9/26/2007

The Following do not have special rates

Ramada Inn – 1-800-272-6232
Econo Lodge – 877-424-6423 About \$60
Country Inn & Suites 888-201-1746–About \$75

HELP NEEDED IN WACO

If you or someone you know will help at the Waco Fall Show by giving a demonstration or seminar about gourd growing or safety or coatings & finishes or other gourd topics, contact Cindi Creswell at 3663 Brookland Ave, Fort Worth, TX 76116 or contact Cindi at 817 244-0135 or cidnboo@att.net. You know more than you think about certain art and craft specialties. So, please volunteer to help at Waco. Also sign up for a class - more details on a previous page and at the website - check it out at: www.texasgourdsociety.org.

BE SURE TO GET YOUR MASK READY FOR THE BANQUET IN WACO

FROM THE SHOW VENDOR CHAIR:

THIS YEAR WE ARE OFFERING TABLE SPACES AT THE SHOW FOR THOSE OF YOU THAT DO NOT REQUIRE A FULL BOOTH. THE SPACE IS THE SIZE OF AN 8 FOOT TABLE, ABOVE AND BELOW. THE PRICE IS \$50.00 FOR THE 2 DAY SHOW AND INCLUDES THE TABLE. CHAIRS ARE EXTRA. USE THE VENDOR CONTRACT AND SUBSTITUTE "TABLE SPACE" IN THE PLACE FOR NUMBER OF BOOTHS. LOCATIONS WILL BE DETERMINED ON THE SET-UP DAY, ON A FIRST COME, FIRST SERVED BASIS, WHILE THEY LAST. CONTACT:

John Flewharty dsf1511@verizon.net or 940-380-9566 or contact your Patch Leader

An Interview with Joe Pritchard – TGS Membership, Web Site Contact, and Historian

Joe was born in West Virginia. His family moved to Tennessee when he was 11. He served 2½ years in the Army, in Fort Worth, Texas, and Okinawa, and has lived in Arlington since 1969. Joe has worked for the U.S. Army Corps of Engineers for 38 years as a computer specialist, in database management and data queries and reports for design and construction management programs for military installations in Louisiana and Texas.

Joe has been married to Robbie since 1980. Her son is a contract nurse serving in Iraq. Joe's hobbies include yard work and gardening. He has always appreciated art but felt he had no real talent or vision. Joe and Robbie enjoy the Fort Worth Gallery Nights (Fall and Spring), when many of the art galleries have open house and a city-wide tour; it showcases the many styles and varieties of art. Since getting involved with gourds with Robbie, he has a desire to start working on gourds. When Robbie joined TGS in 2002 Joe thought the gourds were fantastic and the first show impressed him even more.

(Editor Note) Though Joe has not really started gourd crafting, he has donated many hours of work helping with flier design, web site content and other TGS and Arlington Patch activities.

An Interview with Darla Hines–TGS Competition Chair and Southeast Patch Leader

Darla lives in Magnolia, Texas. She was born in down town Houston and grew up in Houston. She retired from what was South western Bell Telephone or SBC where she worked as a communication technician.

Darla states that she is married to best of the best men – Tee, who took up a hobby after retiring and is now practicing Blacksmithing, so she tries to add some of his hand forged work into/onto some of her gourds.

Darla has 2 grown stepdaughters. Other than gourds, she loves horses and is one of the natural horsemanship folks, belonging to the Gulf Coast Women's Equine Assoc. which is an all women's horse club meeting once a month much like our Patches plus she now works conducts puppet ministries for children at her church.

Darla said she could not sing at all but took art classes as electives, then went to work straight out of high school for 32 ½ years so until retirement she never had time to even think about art. Until about 6 years ago she. Her sister does folk art gourd work which appeals to the "Antique Folks" and Darla decorates her home in Native American with a bit of Western.....so she would do a gourd with something in one of these designs and BAM - she was hooked. Her arm was twisted (and still hurts) by Betty Kent, a friend of Darla's aunt. Betty is the reason she joined TGS and she has been blessed with great friends and a world of gourd knowledge. Of the many techniques used with gourds, she really likes pyrography, carving, pine needle coiling, wax linen coiling, and a bit of Dusti's beading technique. Welburn inks makes a recent addition -she likes to do everything free hand, never wanting to do the same thing twice, trying everything, combining different things together. One of the best techniques is learning from fellow gourd friends. She even likes cleaning bunches of moldy gourds, loving it when they show their discolorations which can be used in designing a piece – she has lots of those special gourds sitting in her gourd shop in the barn and shed that are just waiting their turn to speak and get worked.

Darla still finds it hard to say "my art" and still pinches herself when a gourd of hers sells. She drove her sister to buy gourds at a TGS show a couple of years before I starting to work on any of them and there was a man there that was deaf (which she didn't know at the time) who was wood burning on a gourd, "there was something about his work, just the gourd and the dark wonderful designs that he did, I believe this was the 1st root of inspiration that made me want to try that 1st gourd.....my sister gave me that 1st gourd and as I said I became hooked. There are many people along the way that have been an influence, most of them are all TGS members and then the use of the internet really makes it easy to be inspired. Perhaps you could print the TGS membership list for me as people that have influenced me".

(Editor Note – Darla has been a real asset to the Southeast Patch – her enthusiasm is infectious, with members teaching each other and improving technique)

Traveling Raffle Gourd

The Gourd is now traveling! Our beautiful "Cultures of Early Texas" gourd depicts 18 cultures that were important in forming Texas. The gourd is approximately 15" in diameter and stands about 22" tall. After the Lone Star Gourd Festival in Waco in November 2006, the gourd came to Arlington for a gourd program presented to the Arlington Women's Club. Following presentations in the Austin area in December through February and a stop at the TGS Spring Meeting in Waco, the gourd toured the North Texas area, including Cowtown, Dallas, and Arlington patch meetings. The Raffle Gourd was on display at the Fort Worth Herb Festival on May 19th. The Raffle Gourd was then on exhibit in Kerrville at the Southwest Gourd Fine Art Show May 24 through July 8, where we sold over \$400 in raffle tickets. It will next be on display at the **Gourdgeous Gourds** exhibit at the **Copper Shade Tree** Gallery in Round Top, Texas, September 8 through October 7. It will then travel to our Lone Star Gourd Festival October 27-28 at the Waco Convention Center in Waco, Texas.

The Traveling Raffle Gourd will be presented in a drawing at 3:00 p.m. on November 18, 2007. You need not be present to win – we will contact you. Please complete the form below to obtain raffle tickets.



Texas Traveling Raffle Gourd

To be presented Nov 18, 2007 at 3:00 p.m.

\$ 1.00 donation per ticket or 6 tickets for \$ 5.00

Please send _____ ticket(s) to

Please add 50 cents for postage.

Enclosed is \$ _____ donation (check or money order payable to Texas Gourd Society)

Complete this form and send to: Texas Gourd Society, 7606 Ledbetter Road,
Arlington, TX 76001-6908



**ANNUAL MEMBERSHIP
TEXAS GOURD SOCIETY**

The Kappa Chapter, TEXAS GOURD SOCIETY (TGS) is part of the American Gourd Society (AGS). Membership benefits of TGS include quarterly newsletters called THE TEXAS GOURDZETTE, source information for seeds, gourds, educational materials, show information, tools, seminars, workshops, meetings, horticulture, demonstrations, ideas for embellishing and more. Texas is divided into regions called "TGS Gourd Patches". Dues for TGS members are \$12 per year, expiring Dec 31.

Two state meetings are held: one in spring and one fall.

TGS ANNUAL MEMBERSHIP FORM

Name _____

Address _____

City _____ State _____ Zip _____

Phone _____ Email _____

Membership (Check one) _____ Amount Enclosed _____

New Member _____ \$ _____

Renewal _____ \$12 renewal

\$12 TGS MEMBERSHIP RENEWAL STARTS JANUARY FIRST EACH YEAR. DUES FOR NEW MEMBERS JOINING IN LATER MONTHS ARE PRORATED: JAN \$12, FEB \$11, MAR \$10, APRIL \$9, MAY \$8, JUNE \$7. TO COVER CURRENT + FOLLOWING YEAR: JULY \$18 (12+6), AUG \$17, SEPT \$16...

Please mail payment and completed form to:
TEXAS GOURD SOCIETY, 7606 Ledbetter Rd,
Arlington, TX 76001. Make checks payable to:
TEXAS GOURD SOCIETY, INC.

Texas Gourd Society, Inc
7606 Ledbetter Rd
Arlington, TX 76001

Address Correction Requested

Vol 12-3

AGS COLLECTION OF DUES

To join or renew American Gourd Society membership, pay \$15 directly to AGS at PO Box 2186 Kokomo, IN 46904-2186, phone 765-453-5047, or send email. Texas Gourd Society does NOT collect American Gourd Society Dues. Visit website: www.americangourdsociety.org or email agsmembership@insightbb.com

Texas Gourd Society Annual Dues

Payment of \$12 will be paid each year by TGS members. Membership will expire December 31 each year. Note new mailing address. See details on last page of this issue or the TGS website at:

www.texasgourdsociety.org

Want to see this issue in full color?
Send me an email see how easy it is.

The Texas GourdZette is published quarterly for members of the Texas Gourd Society, Inc. Publishing Dates are:

Q1: 3/15

Q2: 6/15

Q3: 9/15

Q4:12/15

Please send your ideas, questions, photographs, and comments to: Editor, the Texas GourdZette,

11411 Ashcreek, Houston, TX 77043

Phone 281-493-0117 willibey@sbcglobal.net