



THE TEXAS GOURDZETTE

Volume 11, Issue 3

Texas Gourd Society

September 2006



The President's Message

By Robbie Pritchard

Hello to all! First, let me say there is good news. **Pete Kent** continues his recovery and is cancer-free. And, grower **Mike Wood** is recuperating from a mild heart attack in August. Carol says Mike is doing well. We wish a continued and speedy recovery to both!

This has been a terrible growing season for our growers in North Texas – only two or three rains all summer – and those were about forty-five days apart. And, we have experienced forty-six days over 100 degrees. I hope those of you in other parts of the state have had better luck this summer. As the fall season begins, many of us will be participating in festivals and events where we will have the opportunity to continue to promote gourds as a fine art form. I urge all of you to promote TGS and the benefits of being a member. I'll be glad to send you flyers for our fall Lone Star Gourd Festival in Waco November 11 & 12 so you may distribute them in your area. If you cannot get the flyer from the website and would like me to send copies, please call me at 817-905-3178 or email me at robbiesgarden@hotmail.com.

Carol Steele is working on a 2007 calendar featuring works by Texas Gourd Society artists. The calendar will sell for \$12 and will be available at the Fall Festival and through your patches. We hope to sell them from our website also. Carol says she still needs photos – her guidelines: "I need high resolution images. If you are using a digital camera do NOT reduce the image before sending over the Internet. If it comes to me large I can reduce it in PhotoShop and up the resolution. If not, I can't use it. The low-resolution images come out with a bad dot pattern. Photo prints are still the best bet. Also, backgrounds.... do not try to "fancy them up" using folds and creases in fabrics; the folds sometimes hide the outline of the gourd piece. Plain is better. Use a white tablecloth or piece of black felt type fabric. The plainer the better for me." It may not be too late – IF you send your photos as soon as you read this! Email your photos to csteele@cox-internet.com.

After receiving emails and telephone calls from some TGS members and from some of the artists who worked on the Raffle Gourd ("Cultures of Early Texas"), I canvassed the TGS Board as to whether to raffle the gourd in 2006 or in 2007. The Board voted to raffle the gourd at the 2007 fall festival rather than this year. This will provide a full year for this wonderful art work to travel throughout Texas and for TGS to sell raffle tickets. The gourd will be on display at this year's festival; we will be selling tickets at that time. We hope we will be able to sell tickets on our website and through our patches soon. We are developing a booklet to accompany the gourd – it will have information about each culture's contribution to Texas plus describing the scenes on the gourd. And, participating artists will be recognized. Each patch will receive a copy of the booklet to promote raffle ticket sales.

I encourage all of you to consider registering for one or more of the classes that will be held at the fall festival. You may see information about the classes at http://texasgourdsociety.org/FALLClasses_2006.pdf; this page includes a registration form. Or, you may contact **Cindi Creswell**. Registration cutoff date for classes is October 31st, but class sizes are limited so it would be best to sign up early. I also hope everyone will consider entering their gourd art in the juried competition. Final date for application forms for the competition is October 20th. Rules and classifications may be found at http://texasgourdsociety.org/2006_CompetitionRules.doc and the entry form can be printed from http://texasgourdsociety.org/2006_ShowApplication.doc - or contact **Judy Richie**.

The banquet and Fall Business Meeting will be held at the LaFiesta Restaurant in Waco, approximately five miles from the Waco Convention Center. We will eat first and then hold the business meeting. More details about the banquet and reservation procedures may be found on page 13. **Sharon Copenhaver** and **Nat Chance** announced that the theme of the banquet will be Veterans Day and that the fun competition at the banquet will be gourd Christmas ornaments; after the banquet, the ornaments will be shipped to our troops overseas to bring them a touch of Texas at Christmas. I encourage everyone to contribute ornaments for this recognition of the troops.

I hope to see all of you in Waco and I think we'll have a great Lone Star Gourd Festival!!

INDEX	
Advertising.....	8, 10, 12
American Gourd Society.....	9, 11
How Do I Finish This? Article from zeta chapter.....	16, 17
Gourd Patch Happenings.....	5, 6
Gourdzette Informaton.....	18
Member Articles – Luffa Gourds by Joe Pritchard...7	
New TGS Members.....	4
President’s Message September 2006.....	1
TGS Banquet and Business Meeting.....	13
TGS Fall Classes.....	2, 14, 15, 16
TGS Competition.....	8, 13
TGS Fall Show Information.....	2, 3, 7, 8, 11, 13
TGS Member Website Links.....	2
TGS Member Growers.....	4
TGS Membership.....	11, 18
TGS Officers & Directors.....	18
TGS Traveling Raffle Gourd.....	9
Upcoming Events.....	8
Web Site and contact AGS.....	11, 13

TGS MEMBER WEBSITE LINK LISTING ON THE TGS WEBSITE

Now, any TGS member can have their gourd-related website linked directly with a listing on the TGS website. You can visit the “advertising and links” page on the TGS site and by clicking on links in that section, you can visit advertisers such as Turtle Feathers or the Caning Shop, or you might want to visit one of the other state gourd societies, or one of the TGS Patch websites. Here is how you can place YOUR website link with TGS:

1. Contact our education chair–Cindi Creswell at cidnboo@att.net or 817-244-0135.
2. Send her your website address (to be shown on the TGS website)
3. Send her your member name (to be shown on the TGS website)
4. Business name, if different from your name – (to be shown on the TGS website)
5. Email address – (will NOT be shown on the TGS website)
6. Phone number – (will NOT be shown on the TGS website)
7. Mailing address – (Will NOT be shown on the TGS website)

VENDOR CHAIR REPORT

Lynda Smith is the Vendor Chair for the TGS Lone Star Gourd Festival. Lynda reports that 27 booths have been reserved for the Waco show. She reports that the spaces are being taken steadily. The cost of booth spaces is lower this year – check with Lynda at [214-339-7599](tel:214-339-7599) - pennsmith@bigplanet.com to reserve a booth for your patch, your business.

Fall Classes

Cindi Creswell reports that she TGS members are signing up for the classes to be held on November 11 and 12. See the photos of classes to be given on pages 14 through 16. You will also see the instructor information and class details. Contact Cindi at cidnboo@ATT.net to sign up for classes – class enrollment is limited, so sign up NOW.



Lone Star Gourd Festival

Presented by the Texas Gourd Society

Saturday, November 11, 2006

Sunday, November 12, 2006



*Best of Show—2005
(Judy Richie)*

Waco Convention Center

*100 Washington Street
Waco, Texas*

A Two Day Spectacular Show

Gourd Artists

TGS Bookstore

Judged Competition

2006 Featured Artist—Judy Richie

Raffle

Dried & Cleaned Gourds Available

*A World of Exquisite Crafted Gourds for
Sale*

Seminars & Demonstrations

Tools & Equipment to Purchase

Accessories & Embellishments for Gourds

Kid's Kraft Korner

Much, much more!!!



*President's Award—
2005 (Bert Petric)*

Hours:
Saturday — 9 am to 5 pm
Sunday — 10 am to 4 pm

Admission:
\$ 5.00

Children under 12 free

For information and show updates, visit our website at: www.texasgourdsociety.org

Fall Show Contacts:

Show Chair: **Sue Haberer** dhaberer@valornet.com 806-894-1711

Vendor Chair: **Lynda Smith** pennsmith@bigplanet.com 214-339-7599

Show Competition: **Judy Richie** judyrichie@yahoo.com 830-257-8939

Show Classes: **Cindi Creswell** cindnboo@att.net 817-244-0135

TGS President: **Robbie Pritchard** robbiesgarden@hotmail.com 817-905-3178

TGS MEMBER GOURD GROWERS – LET US KNOW IF YOU BELONG ON THIS LIST

Jack & Sarah Calender 15566 CR3110 Gladewater, TX 75647	JS Gourds 903-845-3695 gourds@hotmail.com	Bill & Pam Salzman 1001 Forgotten Land Alvarado, TX 76009	Gourds 817-790-8472 himandher5@prodigy.net
Virginia Clark 11341 Eddyburg Rd Newark, OH 43055	Foothills Farm 877-346-8445 clark@foothillsfarm.com www.foothillsfarm.com	Robert & Doris Schuetze 1207 N. 64 th St Waco, TX 76710	Gourds 254-772-4519
Charlotte Duke1342 State Hwy 95 South Smithville, TX 78957	Dancing Feather Studio Diamond Y Farm-830-839-4220 yeisley@gvtc.com	Don & Mary Sills 3970 State Hwy 154 Marshall, TX 75670	Don's Gourd Farm 903-935-6871 Donsgourdfarm@direcway.com
Jim & Betsy Daspit 3778 Hwy 75 North Madisonville, TX 77864	Daspit Gourds 936-348-9433	Kristi Sprinkle 699 Shiloh Road Bastrop, TX 78602	The Bastrop Gourd 512-308-0316 kristi@bga.com/512-585-4275
Tom and Zelda Hornsby PO Box 4601 Pineville, LA 71361	Bayou Gourds 318-640-4818 tom@bayougourds.com	Kim & Larry Wall County Rd 2095 Gause, TX 77857	This & That & Gourds 979-280-5197 belltrimmer@aol.com
Harry Hurley 259 Fletcher Ave Fuquay Varina, NC 27526	Carolina Gourds and Seeds 919-557-5946 harryhurley@hotmail.com www.carolinagourdsandseeds.com	Mike Wood & Carol Steele 2803 FM 225 South Henderson, TX 75654 Cell-903-806-7321	Lone Star Gourds 903-657-0486 csteele@cox-internet.com www.lonestargourds.com
Gay Wright 174 Kellar Rd Smithville, TX 78957	Rising Dawn Gourd Farm 512-360-2023 alcyone@cmymfarm.com	Rickie Wheeler 1745 Owl Road Lubbock, TX 79407	Gourds 806-885-1916 dhaberer@valornet.com
Bill & Sylvia Langston 793 VZ CR 3809 Wills Point, TX 75169	Gourds 903-873-3355 blang3000@aol.com	Carl & Cindy Weems 303 Gilmore Rd Brenham, TX 77833	Gay Hill Gourd Farm 979-277-0329 cweems@earthlink.net

DASPIT GOURDS—Jim and Betsy sent us some information about their first year of gourd growing. This is also their first year in TGS. They have birdhouse, bottle, bushel, caveman club, snake, and swan gourds. Starting small, they plan to double production annually for the next two years. Jim says they are learning as they go. Directions: Take I-45 North to exit 146 (4 miles north of Madisonville), turn left (south) on TX 75, look for the blue barn on the left about half a mile from the exit.
(send your gourd growing stories to Bill – willibey@sbcglobal.net and see the story in print)

NEW MEMBERS

Welcome! Join a Patch, ask questions, learn, volunteer & have fun.

SUSAN BACON 21 Luckenbach Rd Fredericksburg, TX 78624 830-990-4317	PAULA C. DAFFRON 143 January Ln Ponder, TX 76259 817-483-0068 earth_goddess@yahoo.net	BILL DECKER 26903 Herring Rd Greenswood, MO 64034 816-524-3718 bwilliamdonna@aol.com	CATHY HICKEY 6700 Greenfield Dr Arlington, TX 76016 817-483-0068 chickey999@aol.com
DOREEN HUDSON 510 E. Chicago Muleshoe, TX 79347 806-272-4011	JUDY JACKSON 705 Belinda Dr Keller, TX 76248 817-379-5595 rickjackson2@verizon.net	ANNA KENT PO Box 381 Johnson City, TX 78636 830-868-4829 mailme1@moment.net	BRIDGET S. LANGDALE PO Box 1035 Ingram, TX 78025 830-367-5324 bsl@rabbit66.com
CINDY MUSSER 4005 Longstraw Dr Ft. Worth, TX 76137 682-286-9926 musser@flash.net	SANDRA NELSON 400 Westmoreland St #16 Houston, TX 77006 360-901-6343 Sandra@naturetospirit.com	<p style="text-align: center;">Let us all welcome these new members. Call one in your area and invite to your next patch function.</p>	

PATCH NEWS

TGS CAPITAL OF TEXAS GOURD PATCH We had our meeting August fifth at the LCRA Colorado Room with 14 members and visitors attending. We have a Waco booth paid for and are making plans on how to run it. Excitement is building up. We had a visitor, Vlasta Vitek, representing the Czech Association, who came to pick up a gourd that Lelia Sublett had done for a museum in Czechoslovakia. Surprisingly, Vlasta and her husband, who live in Austin, have grown gourds on some farm land outside of Austin and sold them at garage sales. Lelia had put on the gourd a man dressed in the costume that is customary for Czech men. They specially requested that she put the map of Texas on back with a bluebonnet on it. Vlasta was really pleased to deliver it to the Czech representative. We embraced the project of sending decorated gourds to the military for decorating trees at Christmas. Several hours were spent at our meeting decorating gourds and gourd pieces for the project to be delivered to the Waco meeting on Friday, November the 10th. We enjoyed having a project to work on together. Lelia and Jimmy Sublett prepared and burned about 25 to 30 gourds to be painted and others, as well, have put hanging eyes on more miniatures to be decorated. June Hanes had done her home work, too, and brought in some more ornaments for our raffle in November. Ramon Williams told us that he is concentrating on growing some extra large kettle gourds this year. We had a little show and tell exchange that we always look forward to. Our next meeting will be October the 7th at the LCRA, 1-4PM.

Contact Rona Thornton, ronat@austin.rr.com 512-266-3810

TGS WEST TEXAS GOURD PATCH In August, our Gourd Patch traveled to Amarillo to attend the August Lights event. Every year, Amarillo has a big event that features artists of all kinds. An old shopping mall was converted into an arts mall with artists from the panhandle area. One of our members, Virgie Long, has a suite where she displays her art work and her gourds. Virgie does a very nice job with her gourds creations. We met another gourd artist from the area who specializes in gourd art and who is very creative in her work. This was a unique mall and the art was fabulous.

In September, I taught a class on how to make a birdhouse out of a gourd. The public was invited along with our patch members. Those who attended were thrilled with the birdhouses they made. We cut a large ring out of scrap gourds to make a "roof" for the birdhouse, glued it onto the top of the gourd, and covered it with the seeds. We painted a vine on the gourd and used cut out leaves. The birdhouse was finished with a little moss glued under the roof and in the door of the birdhouse. See a photo of the birdhouse on a separate page of this newsletter.

Contact: Sue Haberer – Levelland, TX 806-894-1711 or dhaberer@valornet.com

TGS GUADALUPE GOURD PATCH - entries are starting to come in for the competition. Please remind everyone to enter the Waco competition. We want to make this a bigger show than last year. We were very pleased that several members, Elaine and Eugene Endicott, Marsha Mefferd, Betty Vertin, Joan Gibbons, Walter and Donna Huth and Judy Richie, were juried into the Southwest Gourd Fine Art show at the Kerr Arts and Cultural Center in Kerrville. The show was a wonderful success and exceeded the Center's expectations. They had a record number of visitors for the show, which lasted 6 weeks. There were many out of town visitors that came especially for the show. We gained some new members because of the show, which spread awareness of the world of gourd art.

At our August meeting, we had a class on pine needle coiling on the rim. We also, planned the lid for the Raffle gourd. Members who worked on it were Eugene and Elaine Endicott, Marsha Mefferd, Betty Vertin and Judy Richie. We discussed what we were going to do for the Patch's raffle project for the show in Waco at the September meeting. Everyone took little gourds home to decorate. Our project will be finished at the October meeting. We had two new members, who will be joining the TGS. There was a lot of discussion on the upcoming competition at the Waco show.

Contact Bob Richie brichie@ktc.com 830-357-8939 or Judy Richie at jrichie@ktc.com

TGS EAST TEXAS PINEY WOODS GOURD PATCH voted to donate a Christmas tree and gourd ornaments for the 2006 TGS Show and Sell in Waco, TX. Until the show members will be decorating gourd ornaments to adorn the tree with a Western/Cowboy theme. At the June meeting members were 'challenged' by Kathy Baker to come up with some ideas for some weird looking gourds that appeared in her gourd patch. In August Polly Jones was the winner of that contest and received a gourd crafting book for her Christmas penguin. Next meeting will be September 30 at Hobby Lobby classroom from 11 am to 2 pm.

Contact information: Patty Gilliland Email calabash75605@aol.com 903 663 0017 Piney Woods

Web site <http://www.geocities.com/pwgourds/patch.htm>

TGS SOUTHEAST TEXAS GOURD PATCH - I'd like to thank all of our active members that are able to come to our monthly meetings for all of their help and input. These folks are what make our meetings GREAT. Sadly we lost one of our members this past month. Vera Carhart was to teach our August meeting and share her adventures at the Cherokee Gathering - she was also the person that did our mail outs. We'll miss her and always remember her help. Our June meeting explored the product *Inlace* - Jim Sherwood showed us how to use the product. Thanks to Turtle Feathers for helping us with the products for our class. In July we met at Claire Cassan's for a class using sea grass and wire for a woven rim trim. Claire is our webmaster and has written a great tutorial for this technique and for waxed linen coiling which we did in August. www.geocities.com/tgs_southeast In August we met at the Willibey's and I taught Vera's class on waxed linen coiling. Thanks to Hellen Martin for helping me learn enough so our class could take place. We are working on Christmas ornaments for the Waco Gourd Festival plus an entry for the Patch Competition.

Contact:—Darla Hines – Magnolia, 281-356-1340 - SE Patch website: www.geocities.com/TGS_southeast.

TGS DALLAS GOURD PATCH met at Raymond's Bar B Q in June. We voted to craft animals and critters as our theme for the TGS 2006 raffle basket. Lawana Langston volunteered to organize the project. Our meeting was highlighted by each member exploring their own "gourd self expression" design introduced by Lynda Smith. We have some very creative (if not strange) gourders in our group. We average about 16 to 18 in attendance at each meeting. The July meeting was held at the country home of Ginny Watts and co-hosted with Dusti Lockey. The ladies out did them selves serving fantastic homemade "flat bread" which we topped with Indian Taco meat and beans and several other "provided" toppings. It was absolutely wonderful! We had an outstanding Show & Tell table including about 15 of Ginny's miniature creations and unbelievable beading on gourds by Dusti, who also gave a brief demo of her beading work. Dusti has written and published a book on beading on gourds. She will have these at the TGS show in November or you may call (972) 294-2175 or email summerbird@juno.com for more information. The book sells for \$15 but Dusti will sell it to TGS members for \$10 plus \$4.50 S&H. Our August meeting was spent discussing the fall show arrangements, another great Show & Tell and reminding the members to bring their raffle basket contributions to the next meeting. The DGP would urge each of you to attend the State Fair this year from September 29 to October 22. Three of our members have ribbon winning gourds in the Creative Arts bldg. Gerry Flewharty won a 1st and 2nd place, Pat Duncan won a 2nd place and Sylvia Gaines won a 3rd place. Sylvia also won 2 2nds and a 1st in other categories.

Contact: Pat Duncan, pdunk8@msn.com 972-463-8668/Lynda Smith, pennsmith@bigplanet.com 214-339-7599.

TGS COWTOWN PATCH – In June, **Myrtis McClenny** presented us with a program on cat sculpture on gourds; she showed the techniques she uses and how to assemble the sculptures. We had the TGS Raffle Gourd on display at this meeting. We voted to have two tables at the Lone Star Gourd Festival in Waco. We did not meet in July. At the August meeting, we discussed several things about the November fall festival. We are working on our items for the raffle. **Sharon Copenhaver** and **Nat Chance** continue planning for the TGS Fall Banquet and are still looking for members to donate items for the silent auction. Don't forget that the theme is honoring our Veterans and that the fun competition will be patriotic Christmas ornaments, which will be sent to our troops overseas.

Contact: Barbara Petroski 1413 Trammel Drive, Benbrook, TX 76126 ph: 817-249-2929 lunarwind7@aol.com
Robbie Pritchard 7606 Ledbetter Road, Arlington, TX 76001-6908 ph: 817-905-3178: robbiesgarden@hotmail.com
website: <http://www.angelfire.com/tx5/cowtowngourdpatch>

TGS ARLINGTON GOURD PATCH – It's been long, dry, hot summer in the Arlington area. In June, Robbie and Joe Pritchard, Cindi Creswell, B.J. Conrad, and Linda Hughes represented us in Arlington at the Natural Urban Living Garden Show. There is always a lot of interest in learning about gourds and TGS. At our June meeting, we held a workshop on the wax resist method of decorating your gourd. Our July newsletter featured **Betty Jo (BJ) Conrad**, who started basket weaving in 2000 and combined that with gourds a little over two years ago. In July, our workshop was on wood burning, including adding color to a wood burned project. We nominated new officers for 2007 during our July meeting and will vote on them in September, with term of office to begin in January 2007. We plan to have a booth at Waco at the Lone Star Gourd Festival and several of our patch members will have items for sale. We are working on a Christmas tree with Texas Cowboy theme to be donated for the raffle at the Festival. We have several upcoming events and presentations between now and the holiday season. In September, we will have an information table at Arlington's third annual Front Street Festival at Knapp Heritage Park. In October, we will be representing TGS at the Johnson County Herb Festival. Come see us at our booth in November in Waco. Join us the third Sunday of the month unless a holiday or scheduling problems occur.

Contact: Cindi Creswell, cjdboo@hotmail.com, 817-244-0135 Joe Pritchard, joe.pritchard@tccd.edu, 817-909-2814 (Newsletter/Website). Email arlingtongourdpatch@hotmail.com: Website www.freewebs.com/arlingtongourdpatch.

Luffa Gourds by Joe Pritchard

As we know, gourds are related to melons, squash, pumpkins, cucumbers, pumpkins, and watermelons. All gourds are about 90% water when freshly harvested.

Luffa gourds are sometimes called vegetable sponges, sponge gourds or dishrag gourds. The soft, fibrous interior is a sponge. When dried, cleaned and properly prepared, Luffas may be used as bath sponges, mitts, or pads. They may also be used to make soap. Luffa gourds average 12" to 18" long; they benefit tremendously by growing them on a trellis. Luffa gourds require the longest growing season of all gourds – they require at least 110 days to mature.

You should scrape the Luffa seeds with an emery board or sandpaper and then soak the seeds overnight in room-temperature water. Luffas should be planted in rows 6 feet to 9 feet apart and the plants should be 4 feet to 5 feet apart within the rows. Luffas have yellow flowers – like the ornamental gourds – and bloom during the day. Hard-shell gourds have white flowers and bloom at night.

Luffa gourds should be left to dry on the vine. Water evaporates through the skin of the gourd. They will discolor and become a dark brown as they dry. Gourds will also become extremely light-weight as the water evaporates.

Do not let Luffas hang in wet weather for long periods because the sponge inside will discolor. Once the Luffa is completely dried, you are ready to harvest the sponge inside.

- Cut off several inches of the stem end
- Gently tap the open end against your hand to dislodge the seeds
- Submerge the gourd in a container of warm water, 5 to 20 minutes
- Drain the gourd
- Make a shallow cut the length of the outer shell; peel back the shell and lift out the sponge
- Cut the sponge into pieces as desired – cut perpendicular to the long axis for bath sponges or along the long axis for mitts and pads
- Run the pieces through the short, hot-water cycle with soap and a little bleach
- Dry
- If you want to color your Luffa sponges,
 - Purchase any commercial dye in the color(s) you want
 - Follow the directions on the dye package for preparing the dye
 - Place the sponges in the dye and stir for about a minute
 - Let the sponges soak in the dye mixture until the desired color is achieved
 - Rinse with clean water
 - Shake lightly to remove excess water
 - Place sponges in a warm, dry place or outdoors in a sunny spot to air dry

2006 TGS LONE STAR FALL FESTIVAL CHAIRS

Show Chair - Sue Haberer 806-894-1711 - dhaberer@valornet.com

Competition - Chair Judy Richie 830-257-8939 - jrichie@yahoo.com

Vendor Chair - Lynda Smith 214-339-7599 - pennsmith@bigplanet.com

Publicity Chair – Carol Steele 903-657-0486 – csteele@cox-internet.com

Education-Classes - Cindi Creswell - 817-244-0135 - cidnboo@att.net

Show Treasurer – Barbara Petroski - 817-249-2929 – lunarwind7@aol.com

Bookstore – Mike and Julia Cosgrove & Dixie Hollers 979-921-0538 – mcosgrove@bjservices.com

Admission Table – Jim & Betty Lewis - 254-982-4386 – betsgem@juno.com

Kids Kraft Korner – Charlotte Schaefer & Polly Jones - 903-882-4053 – mc911@hotmail.com

Raffle – Patty Gilliland & Gail Adams - 903-663-0017 – calabash75605@aol.com

Dinner Auction Decorations-Sharon Copenhaver & Nat-Chance 917-2970328–clscope@sbcglobal.net

TGS Pres. – Robbie Pritchard 817-905-3178 - robbiesgarden@hotmail.com

Plan for Fall Show –Volunteer now Need Volunteer Coordinator & Café Press Table

Carolina Gourds and Seeds

Visa, MasterCard, Checks, money orders accepted.

- Seeds:** 30 varieties of gourd seeds.
Hand pollinated / protected and seeds grown in field isolation.
\$2.00 to \$3.00 per pack.
- Gourds:** Thick shelled martins, apples, cannonballs and more.
- Books:** Gourd craft and gourd art books. 46 titles in stock
Also check for sale items.
- Fiebings Leather dye & bottle holder:** 29 colors in stock
- Gourd Supplies, Tools, Gourd Craft Videos, Kaleidoscopes and more.**

Harry Hurley 259 Fletcher Ave, Fuquay Varina, NC 27526
Phone: 919-557-5946 Email: harryhurley@hotmail.com
<http://www.carolinagourdsandseeds.com>

Gay Hill Gourd Farm

Carl and Cindy Weems

303 Gilmore Road Brenham, TX 77833

979-277-0329

Many Acres of High Quality, Clean Gourds.

Apple, Canteen, Giant, Martin, and others

All sizes - pick up a few or many

Email: Gay Hill Gourds<cweems@earthlink.net>



Lone Star Gourds has been forced to move but we will still be selling gourds! All of our contact numbers will stay the same, physical address is changed.

We will still be at Canton First Monday Trade Days,
and McKinney 3rd. Monday Trade Days!

MIKE WOOD
Grower

CAROL STEELE
Communications

2301 Kaynell • Henderson, TX 75654

903-657-0486 Mike's Cell: 903-806-7321

csteele@cox-internet.com www.lonestargourds.com

UPCOMING EVENTS

- Sep 21-22 Pre Festival Classes – Zittles Gourd Farm, Folsom, CA
Sep 23-24 Annual Folsom Gourd & Arts Festival at Folsom City Park, Folsom, CA
Sep 29-Oct 1 Ohio Gourd Show – Greenville at Darke County Fair Grounds (25 mi from Dayton).
Oct 21-22 Alabama Gourd Society Festival at Cullman Civic Center, Cullman, AL
Oct 21-22 The California Gourd Arts Festival at Los Angeles Arboretum – Los Angeles, CA
Nov 3-5 Sunshine Gourd College at Gourdgeous Farm in Bradenton, FL – MANY workshops
Nov 4-5 Virginia Gourd Festival at Richards Fruit Market in Middletown, VA
Nov 11-12 **Texas Gourd Society Fall Show and Festival in Waco, TX** www.texasgourdsociety.org

The Competition Committee is very excited about changes that have been made for the November show. It's all complete and on the TGS website. We hope to see a record number of entries this year. There will be several new awards, divisions and classes that will challenge your creativity. See all the competition categories – www.texasgourdsociety.org – scroll to "Fall Show"-click "more information" scroll below poster.

American Gourd Society – www.americangourdsociety.org Visit the AGS website for tutorials and ideas. Join the AGS and get their GREAT gourd quarterly called **"The Gourd"**. Membership is \$15 per year and is prorated for expiration December 31. You can mail a check to: PO Box 2186, Kokomo, IN 46904-2186 – email: agsmembership@insightbb.com

Traveling Raffle Gourd by Judy Richie

I'm very proud of the artwork that all of our patches have done. The theme for the gourd is "Cultures of Early Texas" with each patch having two cultures to depict. The Swiss and French were assigned to the Capitol of Texas Patch and the Southeast Patch had the Danes and American Colonists. The purpose of the Traveling Raffle Gourd is to involve many TGS Gourd members in this project, creating interest, selling raffle tickets and finally awarding the prize to the winning raffle ticket at the Fall Show in Waco. Check the website to see the patches' progress by November and see how you can help by buying (and selling) tickets.

www.texasgourdsociety.org. This gourd will be raffled at the TGS 2007 Gourd Show.



Each Patch has contributed to the Traveling Raffle Gourd. **First Row** – 1. Original Gourd, before art work, 2. Capital of Texas Patch, 3. Southeast Patch. **Second Row** – 1. Arlington Patch, 2. Dallas Patch, 3. East Texas Piney Woods Patch. **Third Row** – 1. Cowtown Patch, 2. Heart-of-Texas Patch, 3. West Texas Patch

david@turtlefeathers.com

Proxxon Gourd Saw Package - Everything that you need.

The most versatile and reliable gourd saw available.

Angelus Leather Dyes All 39 colors!

\$3.00 - 3 ounce bottle

\$9.00 - pint

turtlefeathers.com

Angelus Paints - All 62 colors in 1 ounce bottles and 4 ounce bottles.

Wood Display Stands - 4 sizes

Rotating Display Stand

Oil Lamp Inserts

Optima Woodburners and Pens!

Kaleidoscope Kits

Gilders Paste - All 28 colors

Inlace Inlay Material - The complete line. Kits, Nuggets, Metallic Dusts.....

Gourd Seeds

828.488.8586

Dichroic Glass

www.turtlefeathers.com

THIS AND THAT GOURDS

LARRY AND KIM WALL

Off County Road 2095 at 206 Twenty Two Hills Rd, GAUSE, TX 77857 – 2 miles North of 79

NOTE – We are NOT located on Highway 79

(979) 280-5197 e-mail: belltrimmer@aol.com

Now available - 5 thousand extremely thick canteen gourds up to 13 inches with flat bottoms – also Chinese bottles, Kettle, Dippers, Birdhouse, & Bushel baskets

35 acres grown annually - 12,000 gourds in stock now – most are cleaned

Discounts & delivery available on large quantity orders



**Above - Bottles and Kettles
Left – Very Thick, Large Canteens**

TGS Lone Star Gourd Show

Directions to the Waco Convention Center: From Interstate 35 in Waco, take the University Parks exit (Exit 335B) and proceed west on University Parks Drive, approximately 1 mile, to Washington Avenue. If you are traveling north on Highway 6 from the Houston area take Highway 77 exit going SOUTH. Follow it to University Parks Drive. Turn right onto University Parks Drive, at the Ferrell Center, a golden-domed arena on the Baylor campus. Follow University Parks Drive until you arrive at Washington Avenue. Turn left on Washington Avenue; **FREE parking** is available on the right past the Courtyard by Marriott Parking Lot – do NOT park in the Marriott lot unless you are staying there! You are advised to not park on Washington Avenue. Passenger drop-off at the door is available, but you may not park there. We hope to see everyone in Waco on November 11th and 12th.

The Silent Auction will be on Friday, November 10th, 2006 after the Fall Meeting and Banquet at the La Fiesta. Anyone wanting to donate to the silent auction please get in touch with Sharon Copenhaver at clscope@sbcglobal.net; 817-297-0328 or Nat Chance at 817-838-8819.

Two motels in Waco that have rooms reserved for TGS are the LaQuinta 1110 South 9th with 2 double beds \$67 or King at \$77, 1-800-531-5900, and the Best Western Old Main Lodge I-35 at 4th street – queen or king at \$78, 1-800299-9226 – be sure to mention TGS pricing for these two motels. Other motels are listed below.

American Best Value Inn - 254-754-1266

Lexington Inn - 254-754-1266

Comfort Inn and Suites - 254-537-0413

Super Eight - 254-754-1023

<p>COMPETITION categories have changed for 2006. See details on the TGS website or contact your patch leader or Judy Richie (competition chair) at 830-257-8939 or email – jrichie@yahoo.com</p>	<p>If anyone knows of or will help by speaking at the show or give a seminar on growing gourds or safety or coatings & finishes or other gourd topics, contact Cindi Creswell at 3663 Brookland Ave, Fort Worth, Texas 76116 or Email Cindi at cindnboo@att.net or phone 817 244-0135</p>
<div data-bbox="105 1291 454 1879" data-label="Image"> </div> <p>WEST TEXAS Gourd Patch</p> <p>This birdhouse was an example at West Texas Patch, using the top of a gourd for the roof and seed to make the shingles.</p>	<p>AGS COLLECTION OF DUES</p> <p>To join or renew American Gourd Society membership, pay \$15 directly to AGS at PO Box 2186 Kokomo, IN 46904-2186, phone 765-453-5047, or send email. Texas Gourd Society does NOT collect American Gourd Society Dues. Visit website: www.americangourdsociety.org or email agsmembership@insightbb.com</p> <hr/> <p>Texas Gourd Society Annual Dues</p> <p>Payment of \$12 will be paid each year by TGS members. This will be pro-rated at \$1 per month to expire December 31 each year. See details on last page of this issue or the TGS website at:</p> <p style="text-align: center;">www.texasgourdsociety.org</p>

Featuring the only power tools designed expressly for gourds!

The *Caning* Shop



Our Gourd Saw is quickly becoming the most popular jigsaw for cutting gourds

We have created these tools for you – the gourd artist

We've been writing books about gourds, giving classes and selling supplies and tools for gourd crafters since 1989. We've also been listening to your comments about the problems with the existing tools and your wishes for the ultimate jigsaw for cutting gourds.

The Gourd Saw #70001

Quiet
High speed
Easy to maneuver
Convenient on/off switch
Light weight
Fits a woman's hand comfortably
Works with multiple power sources
Adaptable to other gourd crafting accessories
Rounded ball foot for line-of-sight access



The Gourd Sander #70006

Extended warranties on all Caning Shop tools!



The Gourd Tool Kit #70011

All 3 Gourd Tools are also available as a complete kit with blades, sanding sponges, engraving bits and sturdy carrying case.

The Gourd Drill #70002

Our miniature power tools fit comfortably in your hand



Order online with our new secure shopping cart

Check out our website for more
gourd crafting tools, books and supplies

www.caning.com

The Caning Shop

926 Gilman St • Berkeley, CA 94710

FREE CATALOG • 1-800-544-3373

TGS GOURD FESTIVAL BANQUET AND BUSINESS MEETING

Friday, November 10th

Banquet - 6:00pm

Business meeting - 7:00pm

Fajita Buffet \$12 per person

La Fiesta Restaurant 3815 Franklin Ave. Waco, Texas

RSVP to Nelma Fannin 972-264-3377 nellief@sbcglobal.net

by October 27

pay at door

Make your reservation ASAP – If you find that you cannot attend the Buffet, please call Nelma or a show chair person.

USE WEBSITE TUTORIALS TO GET THE EDGE ON YOUR COMPETITION

- Did you know you can access 13 tutorials at the AGS website? www.americangourdsociety.org
- Visit www.canadiangourdsociety1.homestead.com for great member photos in the Gallery
- www.northerndipper.com – visit “All About Gourds” at this site and check the back issues of the “Gourd Fever” newsletters with many neat gourds and tutorials.
- The Arizona website has some really neat gourd art – www.arizonagourdsociety.com
- www.arizonagourds.homestead.com by Bonnie Gibson has tutorials and tools, with close-up photos of tools and how-to information.
- Check the links at the TGS website – www.texasgourdsociety.org to take you to any or all of the state gourd sites. You might be surprised how much information is on the TGS Patch websites.
- www.geocities.com/TGS_southeast has tutorials on making gourd purses, chipping, seagrass weaving on gourd rim, waxed linen coiling, and pine needle coiling.

You might know of some other great websites to share with fellow TGS members – get those to the editor to be printed in the next issue –Tutorials would be especially welcomed to share, along with gourd growing stories. Send to: willibey@sbcglobal.net



FRIDAY, NOVEMBER 10 - Join us for a Fajita Banquet, followed by general member business, fun and Silent Auction. If you cannot attend the banquet, come for the meeting.

SATURDAY, NOVEMBER 11 and SUNDAY, NOVEMBER 12 - Take advantage of FREE PARKING and urge your friends and family to join you at the Waco convention Center and spend hours at the Texas Gourd Society Lone Star Gourd Festival. Buy some Gourd Art–win one of the raffles. WHO WILL WIN the coveted “BEST of SHOW” in the competition?


Make a small Christmas tree gourd ornament and donate to the collection of TGS ornaments which will be sent to overseas troops for a bit of Texas Christmas



Announcing Classes for the Fall Show - NOVEMBER 11-12, 06 Class Size Limited - Registration open - Latest Sign up Date October 31, 2006. No Refunds After Nov. 1, 2006 - No refunds for No-Shows. Check the TGS website for color photos. All supplies are furnished in the fee unless student has favorite brushes, etc.



SATURDAY CLASSES – 9 to 12:30


<p>Karen Hobbs</p> <p>Gourd and Pine Needle Rim</p> <p>\$45</p>	<p><i>Students will come out of this class with a beautiful creative piece. Dyed pine needles will be applied to a clean, cut and dyed gourd. The student will learn stitches to attach coils of pine needles in any shape desired. Various colors of pine needles and gourds will be available for choosing. Also, embellishments if desired. Pattern furnished.</i></p> <p>Karen Hobbs has been a multi-media teacher/instructor for 5 years. She began weaving pine needle baskets 15 years ago, learning from a friend's aunt at the kitchen table. Today, she teaches basket weaving in Austin and Houston and also teaches decorative painting and knitting.</p>	
<p>Rowena Philbeck</p> <p>Tenerife Weave on a Gourd</p> <p>\$35</p>	<p><i>This class is a unique way of expressing your talent thru learning Tenerife weaving on gourds. Come join the fun!!</i></p> <p>Rowena has been working with gourds for nearly 15 years. She loves doing baskets and using a lot of natural materials on gourds. Her work is featured in books and magazines. Rowena was Secretary for the Texas Gourd Society for six years. Teaching and watching peoples' creativity with their gourds really appeals to her – it's all up to your imagination!! Her instruction includes children with cancer through adults.</p>	
<p>Cynthia Du Bose</p> <p>Snowy & Friends</p> <p>\$40</p>	<p><i>10" tall Snowman shaped gourd with light glowing through hearts cut from his tummy Has stick arms with birds and bird houses on them Has wooden carrot nose. Supplies needed: Apron (to protect clothing), Brushes -Liner #10/0 - 3/4 - 1" Flat for base coating - 1/2- 1" Shader - Rough sea sponge (found in craft areas). Other items supplied.</i></p> <p>Cynthia drew and painted since she was a child and started doing gourds about 8 years ago. She has taught acrylic and oil art classes.</p>	<p>No Photo Available</p>

SATURDAY CLASSES – 1 to 5 pm

<p>Karen Hobbs</p> <p>Windows of Color - Danish Cording on Gourd</p> <p>\$45</p>	<p><i>In this class the students will be furnished a clean cut gourd, dyed and ready to weave the Danish cord into curves and windows. The Danish cording will be attached with waxed linen. All prep work will be provided, and covered in class Embellishments will be furnished along with pattern. Students will need to bring scissors, leather thimble if you have one, and creativity.</i></p> <p>Karen Hobbs has been a multi-media teacher/instructor for 5 years, after learning pine needle basketry 15 years ago. Today, she teaches basket weaving in Austin and Houston and also teaches decorative painting and knitting.</p>	
--	--	---

<p>Gerry Flewharty</p> <p>DREAM "DOT" PAINTING ON GOURDS</p> <p>\$35</p>	<p><i>In this class, you will create gourd art by arranging colorful dots into symbolic shapes on gourd tiles. Learn the style influenced by Australian aboriginal dream "dot" painting by making gourd wall hangings. Also, learn how to make and flatten gourd tiles.</i></p> <p>Gerry's background in Gourd work includes: Charter member of TGS 1995 - TGS Artist of the Year in 2003 - Winner of TGS Logo Contest 2004 - State Fair of Texas Creative Arts winner 1999-2005 - TGS Secretary/Membership offices 2001- 2006 Feature columnist "Kid's Korner" – <i>THE GOURD</i> magazine Founder & leader TGS Dallas Gourd Patch 1996-1998 Editor, <i>THE TEXAS GOURDZETTE</i> newsletter 1999-2001</p>	
<p>Cynthia Du Bose</p> <p>Starry Night Snowmen</p> <p>\$40</p>	<p><i>Starry Night Snowmen is the focus of this class, featuring a lighted, 10" cut gourd. Snowmen are looking up at stars in the night sky - Light is shining through the stars (If you want the stars to 'twinkle', bring or use a 'flicker' bulb. See items needed and supplied in Cynthia's Saturday morning listing.</i></p> <p>See Cynthia's bio in the Saturday morning Listing. In craft shows, she sells out in a few hours.</p>	<p>No Photo Available</p>
<p>Elizabeth Scesniak</p> <p>Enhance Natural Design on Gourd Vessel</p> <p>\$40</p>	<p><i>Each gourd is different in natural markings. Using a mixture of varnish and paint, the student will tint those areas with various colors and create an unusual and lovely finish.</i></p> <p>Elizabeth has been involved with gourds since her purchase of a gourd basket in Japan in 1968. After winning 6 ribbons at the state fair, the QVC National Shopping Network asked and helped her sell 600 Easter bunny gourds in 2 1/2 minutes. She is a member of the Arkansas Craft Guild, Society of Decorative Painters, and teaching at various Gourd Society chapters in mid-America, the Senior Citizens Center and at the Ozark Folk Center. Leisure Arts recently published her book "Gourds Go to Work"</p>	
<p>SUNDAY CLASSES – 11 a.m. to 2 pm</p>		

<p>Polly Jones</p> <p>THE OLD RED</p> <p>\$45</p>	<p><i>A clean prepped gourd with a faux smooth stone finish surface will be provided. Students will paint a light and airy red rose to complete project. ALL MATERIALS and SUPPLIES are included.</i></p> <p>Polly Jones began her painting career in 1972 when she took her first tole painting in oils class and then moved to landscapes. Polly taught her first art class in 1982 and started working with acrylics, doing decorative painting in 1987. She became the design and event coordinator at Michael's Arts and Craft Store in Longview in 1996. Polly is an accomplished artist in all art mediums and has won numerous awards in art shows including ribbons for her first time entries in the 2005 Texas Gourd Society Show in Austin. Polly is a certified One Stroke Instructor, a member of the Society of Decorative Painters, the Gregg County Art Guild, and the Texas Gourd Society.</p>	
<p>Elizabeth Scesniak</p> <p>Funky Turkey Gourd</p> <p>\$35</p>	<p><i>This class will result in a centerpiece for your holiday</i></p> <p>See Biography for Elizabeth above for the "Enhance the Natural Designs on the Gourd Vessel" class</p>	

<p>Eugene Endicott</p> <p>Chip Carving, Choice of bowl or birdhouse</p> <p>\$40</p>	<p><u>Chip Carving with a Gouge</u> –Learn how to lay out a design and use a wood gouge for chipping. This technique creates practically no dust, and qualifies as a “primitive” craft. Dyes will be selected to enhance the contrast of chipped and plain portions of the gourd. Student may bring a gouge or use one of the instructor’s. All materials supplied</p> <p>Gene has over 10 years experience and got his start in a class taught by Lyn Rhem at an Ohio Gourd Show Class. His work has appeared in various books on gourd carving & sculpting. He also has taught many classes and won blue ribbons at gourd shows</p>	
---	--	--

Registration fees due by October 31, 06 no refunds after Nov.1,2006

CLASS SIZE LIMITED. Confirmation of classes will be sent upon payment.

Classes are on NOVEMBER 11-12, 2006 CLASS REGISTRATION APPLICATION

Name_____Email_____

Address_____City_____State_____

Zip_____Phone_____Cell_____

Class_____Time_____Fee_____

Class_____Time_____Fee_____

Class_____Time_____Fee_____

Signature_____Date_____

Total amount enclosed_____check no._____


Make checks to Texas Gourd Society, mail to Cindi Creswell, 3663 Brookland Ave,
Fort Worth, Texas 76116 or Email application to cidnboo@att.net 817 244-0135

Texans–Send Bill Willibey your Tutorials

This article is from the Wisconsin quarterly newsletter, The Gourderly Quarterly (Zeta Chapter)

How Do I Finish This???

By author terri schmit



You’ve put your heart into making a mask, an ornament, a bowl, a sculpture. You used your latest technique, leather dyes, gilder’s paste, pencils or paints and now you don’t know what to use to finish it. In this column we’ll discuss many different finishes, when and why to use them and what they look like. While this will not be a comprehensive list of finishes, it will hopefully get you off to a good start. Before we talk about the specific finishes, a few tips on prepping your art for that final coat...The most important thing about putting a final spray (or brushing) on your piece is making sure it’s ready for it. It should go without saying that your artwork should be dry before you put a final coat of spray on it. Almost all coloring agents will run if a finish is applied when they’re still wet. Some products require that they be “set” before

a final spray coat on them – colored pencils and oil pastels or pens for instance. The fixative serves as a protective coat to avoid any smudging and/or running that could occur. The setting medium can be found in art stores and must be sprayed on in very thin, light coats or it will make your oils-pencils-pens run. Make sure you let it dry completely before you spray it a second or third time. Patience pays off in a big way. There are several different ways to finish a painted, or decorated, gourd – and several reasons to finish a piece, the most important being to protect your work. Finishes come in many varieties, but they all serve that main purpose: protection. The first rule in putting on a finish is to spray light coats and spray at a distance. This can't be emphasized enough. Spraying too close is the same as putting on a heavy coat. The spray is concentrated in that one spot and will likely cause runs in your artwork. Now, let's list some of the finishes and describe them. Matte is a basic non-gloss finish. When you have a piece that is shown under lighting, a matte finish will not give off much, if any, reflection. Matte finishes also offer little in adding depth to a piece. That is usually achieved in the painting process through layering, shading or using multiple media. Matte acrylic finishes can be found in a variety of brands and can be used over acrylics and enamels, leather dyes, pens, pencils and oil pastels (that have been set), floral sprays and gilder's paste. Semi-Gloss is probably the most widely used and natural looking of the finishes. Under lighting it will give off a slight reflection and can add some depth with multiple coats. Semi-gloss finishes can be found in a variety of brands and can be used over the same products as the matte finish. Gloss will give you a highly reflective piece and can add depth. Gloss is something that should be used intentionally and with discretion because it can cause your piece to lose its definition under bright lighting. For example, if you paint an egg gourd for a tree ornament, you'd probably want a high gloss because it should reflect the lights on a tree. On the other hand, if you put hours of detail into painting a leaf bowl for show, all those details will be lost in the reflective light bouncing all over the place. Thus, shiny isn't always better! Gloss acrylic finishes can be found in a variety of brands and can be used over the same products as the finishes listed above. Glaze is another shiny product, but glaze adds depth. It can add a LOT of depth. Glaze over gilder's paste, floral spray or leather dye can make a gourd look like a fine ceramic. Again, depending on the detail, it should be appropriate to the design as glaze is highly reflective. Glaze can be used over the same products as the above finishes and is easily found in art stores. Most of the finishes listed here are available in regular as well as UV-Resistant sprays. If you want to protect your piece from fading, the UV-Resistant spray is the way to go. However, leather dyes will fade over time, regardless of the finish. Beeswax offers a natural finish, almost like semi-gloss. The advantage of beeswax is that you can polish it – refinish it, adding new luster. Beeswax can be found in most woodworking stores and rubs on like boot polish. It's a nice addition to a plain, unpainted gourd, giving it a natural satin skin. Over leather dye beeswax is an ideal finish, particularly on masks. Beeswax also serves as a sealer. Sometimes to give a natural darkness to bowls without using stains, I'll rub some cooking oil on a gourd bowl and put it in the oven to brown it. This allows the natural mottling of the gourd to continue to show through because it darkens at the same rate as the rest of the gourd. When the gourd has cooled, I'll wipe off the oil and then finish it with beeswax to seal it. Beeswax should NOT be used



over gilder's paste or other oil products because it will rub them off. Beeswax also serves like shoe polish to eliminate the metallic reaction of certain leather dye colors (mainly purple and navy blue). Just rub the beeswax in and the metallic sheen goes away! So armed with this sampler of finishes, you can start experimenting. Try taking a few broken shards of gourds, dye them and spray each with a different finish to see what they're like. Keep them around for reference and you'll always know just what your finished product will look like!

If you have any comments or questions for Tips & Techniques, feel free to write to me at thegourdgirl@yahoo.com or give me a call at 608.437.1944.

**ANNUAL MEMBERSHIP
TEXAS GOURD SOCIETY**

The Kappa Chapter, TEXAS GOURD SOCIETY (TGS) is part of the American Gourd Society (AGS). Membership benefits of TGS include quarterly newsletters called THE TEXAS GOURDZETTE, source information for seeds, gourds, educational materials, show information, tools, seminars, workshops, meetings, horticulture, demonstrations, ideas for embellishing and more. Texas is divided into regions called "TGS Gourd Patches". Dues for the TGS are \$12 per year prorated at \$1 per month, expiring Dec 31.

Two state meetings are held: one in spring and one fall.

TGS ANNUAL MEMBERSHIP FORM

Name _____

Address _____

City _____ State _____ Zip _____

Phone _____ Email _____

Membership (Check one) _____ Amount Enclosed _____

New Member _____

\$ _____

Renewal _____

\$12 for TGS MEMBERSHIP STARTING JANUARY FIRST EACH YEAR. DUES FOR SUCCEEDING MONTHS ARE PRORATED: JAN \$12, FEB \$11, MAR \$10, APRIL \$9, MAY \$8, JUNE \$7, JULY \$18 (12+6), AUG \$17, SEPT \$16.....

Please mail payment and completed form to:
**TEXAS GOURD SOCIETY, 9830 SHADYDALE LANE,
DALLAS, TX 75238 Make checks payable to:
TEXAS GOURD SOCIETY, INC.**

Texas Gourd Society, Inc
9830 Shadydale Lane
Dallas, TX 75238

Address Correction Requested

Vol 11-3

Check your membership Expiration

If there is a red Arrow on or near the mail Label, this indicates that your membership is due and should be renewed.

TGS Officers and Directors

Robbie Pritchard-President, robbiesgarden@hotmail.com 817-905-3178
Sue Haberer – V.P. dhaherer@valornet.com 806-894-1711
Sharon Copenhaver-Treasurer clscope@sbcglobal.net 817-297-0328
Gerry Flewharty – Membership 2flews@flash.net 214-341-2614
Nelma Fannin – Secretary nelief@sbcglobal.net .. 972-264-3377
Betty Kent – Past President bpkent@industryinet.com 979-357-2603

Bob Schuetze – director----- 254-772-4519
Rebecca Wise-director dbwise@swbell.net 817-726-6653
SanteeToone-director stoone@txun.net 254-622-3566
Esther Chambliss - director 817-263-9322
Judy Richie-director judyrichie@yahoo.com 830-257-8939
John Flewharty-director jmf1511@juno.com 940-380-9566
Bill Willibey-Gourdzette Editor willibey@sbcglobal.net 281-493-0117
Joe Pritchard-TGS Historian joe.pritchard@tccd.edu 817-909-2814

Want to see this issue in full color?
Send me an email see how easy it is.

The Texas Gourdzette is published quarterly for members of the Texas Gourd Society, Inc. Publishing Dates are:

Q1: 3/15 Q2: 6/15 Q3: 9/15 Q4:12/15

Please send your ideas, questions, photographs, and comments to: Editor, the Texas Gourdzette,
11411 Ashcreek, Houston, TX 77043
Phone 281-493-0117 willibey@sbcglobal.net