

# TILE BOOK XCLUSIVE CERAMICA

/ EFFETTO CEMENTO  
CONCRETE LOOK


# ADANA

**GRES PORCELLANATO COLORATO IN MASSA** COLOURED BODY PORCELAIN STONEWARE


# ADANA

**GRES PORCELLANATO COLORATO IN MASSA** COLOURED BODY PORCELAIN STONEWARE

## RETTIFICATO RECTIFIED



**60x60**  
24"x24"



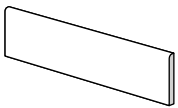
**30x60**  
12"x24"

## NON RETTIFICATO NOT RECTIFIED



**25x25**  
10"x10"


## BATTISCOPIA SKIRTING




**7,5x60**  
3"x24"

## MOSAICI SU RETE | 30x30

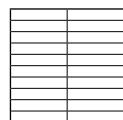
FULL CUT MOSAICS ON NET | 12"x12"



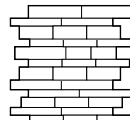
**2,5x2,5**  
1"x1"







**5x5**  
2"x2"



**3x15**  
2"x6"



**Brick**

IMBALLI PACKAGING									
		formati sizes	spessore (mm) thickness (mm)	pz pcs	m <sup>2</sup> sqm	kg	sc box		m <sup>2</sup> sqm
<b>60x60</b> 24"x24"	10		3	1,08	24,00	40	43,20	960	<b>12</b>
<b>30x60</b> 12"x24"			6	1,08	24,00	40	43,20	960	<b>24</b>
<b>25x25</b> 10"x10"	14		12	0,75	24,00	40	30,00	960	<b>24</b>
<b>battiscopa</b> skirting									
<b>7,5x60</b> 3"x24"	-		15	-	15,50	-	-	-	-

FLOOR



WALL




R10



V2



GREY



NATURAL



BLACK



# ADANA



**INTERNO**  
INDOOR

**ESTERNO**  
OUTDOOR



**ADANA** | BLACK 60x60



**ADANA** | BLACK 25x25



# CARATTERISTICHE TECNICHE


## TECHNICAL FEATURES

**GRES PORCELLANATO SMALTATO**  
CERAMIC STONEWARE GLAZED

**GRUPPO DI APPARTENENZA:**  
SPECIFIC GROUPING:

**EN 14111 APPENDICE G BIa GL**

SIMBOLOGIA	CARATTERISTICHE	UNITÀ DI MISURA	VALORE MEDIO XCLUSIVE	VALORE PRESCRITTO	METODO DI PROVA
SYMBOLGY	FEATURES	UNIT OF MEASUREMENT	XCLUSIVE MEAN VALUE	PRESCRIBED VALUE	TEST METHOD
	<b>DIMENSIONE LATI</b> DIMENSIONS-LENGHT AND WIDTH	%	<b>CONFORME</b> CONFORM	+/- 0,5	UNI EN ISO 10545-2
	<b>RETTILINEITÀ DEI LATI</b> SIDE STRAIGHTNESS	%	<b>CONFORME</b> CONFORM	+/- 0,5	UNI EN ISO 10545-2
	<b>ORTOGONALITÀ DEGLI SPIGOLI</b> CORNER SQUARENESS	%	<b>CONFORME</b> CONFORM	+/- 0,6	UNI EN ISO 10545-2
	<b>PLANARITÀ</b> FLATNESS	%	<b>CONFORME</b> CONFORM	+/- 0,5	UNI EN ISO 10545-2
	<b>SPESSORE</b> THICKNESS	%	<b>CONFORME</b> CONFORM	+/- 5,0	UNI EN ISO 10545-2
	<b>ASSORBIMENTO D'ACQUA</b> WATER ABSORPTION	%	<b>CONFORME</b> CONFORM	≤ 0,5	UNI EN ISO 10545-3
	<b>SFORZO DI ROTTURA</b> BREAKING STRENGHT	N	<b>CONFORME</b> CONFORM	≥ 1300 se sp ≥ 7,5 mm ≥ 700 se sp < 7,5 mm	UNI EN ISO 10545-4
	<b>MODULO DI ROTTURA</b> MODULUS OF RUPTURE	N/mm <sup>2</sup>	<b>CONFORME</b> CONFORM	≥ 35	UNI EN ISO 10545-4
	<b>RESISTENZA AL CAVILLO</b> CRAZING RESISTANCE	-	<b>CONFORME</b> CONFORM	RICHIESTA REQUIRED	UNI EN ISO 10545-11
	<b>RESISTENZA ALLE MACCHIE</b> STAIN RESISTANCE	-	<b>CONFORME</b> CONFORM	3 MIN	UNI EN ISO 10545-14



**TUTTE LE COLLEZIONI  
XCLUSIVE**

ALL THE XCLUSIVE  
COLLECTIONS

**/ CEMENTINE**

**CEMENT TILES**

RE\_STYLE  
ELEMENT  
RETRÒ  
MYSTIQUE  
PAINT  
AMARCORD

**/ EFFETTO MARMO**

**MARBLE LOOK**

COLOSSEUM  
ORIGINI

**/ EFFETTO CEMENTO**

**CONCRETE LOOK**

REWIND  
XTREME  
ADANA  
LAST MINUTE  
HABITAT  
STREET

**/ EFFETTO PIETRA**

**STONE LOOK**

PIETRA LUNARE  
ARTIC  
ALPEN  
GREY STONE  
ORIGINI  
QUARZITE  
ASPEN  
EUROPA

**/ MOSAICI**

**MOSAICS**

MUSE

**/ MATTONCINI**

**BRICKS**

COLOR TREND  
OLD TREND  
COUNTRY  
SUBWAY

**/ EFFETTO LEGNO**

**WOOD LOOK**

GLAMOUR  
DEK  
WOOD TREND  
FOREST WOOD  
BRAZILIAN WOOD  
BOIS  
ESSENZE  
PLANK  
SALOON  
PLANET  
AXE  
TUDOR  
SBIANCATO  
WILD  
JUNGLE  
ORIGINAL BARK  
VINTAGE  
CARBONARA

# TILE BOOK



by  **Import Export Srl**

Via Ghiarola Nuova, 116  
41042 Fiorano Modenese (MO) Italy  
Tel. +39 0536 808015 - Fax +39 0536 918259

[www.xclusiveceramica.com](http://www.xclusiveceramica.com)  
[info@xclusiveceramica.com](mailto:info@xclusiveceramica.com)

