

TILE BOOK

XCLUSIVE
CERAMICA

/ EFFETTO MARMO
MARBLE LOOK

COLOSSEUM

GRES PORCELLANATO PORCELAIN STONEWARE

COLOSSEUM


GRES PORCELLANATO PORCELAIN STONEWARE

LEVIGATO | RETTIFICATO

POLISHED | RECTIFIED



60x120
24"x48"



60x60
24"x24"



30x60
12"x24"



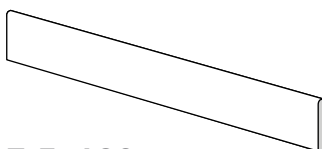
30x30
12"x12"



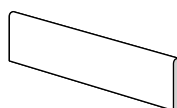
10x30
4"x12"

BATTISCOPA

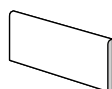
SKIRTING



7,5x120
3"x48"




7,5x60
3"x24"



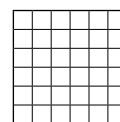
7x30
3"x12"

MOSAICI SU RETE | 30x30

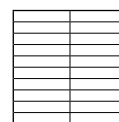
FULL CUT MOSAICS ON NET | 12"x12"



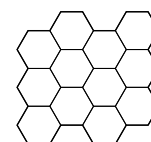
2,5x2,5
1"x1"







5x5
2"x2"

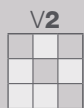


3x15
2"x6"



10x11,5
4"x4"

IMBALLI PACKAGING								
		formati sizes	spessore (mm) thickness (mm)	pz pcs	m ² sqm	kg	sc box	
60x120 24"x48"	10,5	2	1,44	35,00	27	38,88	945	30
60x60 24"x24"	9,5	3	1,08	24,30	40	43,20	970	55
30x60 12"x24"		6	1,08	24,30	48	51,84	1164	110
30x30 12"x12"		11	0,99	22,50	48	47,52	1080	220
10x30 4"x12"		30	0,90	20,50	48	43,20	984	600
battiscopa skirting								
7,5x120 3"x48"	-	6	-	12,00	-	-	-	-
7,5x60 3"x24"	-	15	-	15,50	-	-	-	-
7x30 3"x12"	-	25	-	13,00	-	-	-	-



MARFIL



PULPIS CREMA



PULPIS SILVER



COLOSSEUM

GRES PORCELLANATO PORCELAIN STONEWARE



TRAVERTINO SILVER



STATUARIO



FRAPPUCCINO GREY



FRAPPUCCINO PEARL



 **COLOSSEUM** | MARFIL 60x60





 **COLOSSEUM** | PULPIS CREMA 60x120



COLOSSEUM



 **COLOSSEUM** | STATUARIO 60x120
 **COLOSSEUM** | STATUARIO 60x120 / **MUSE** | BIG PENTA CARRARA 30x30





COLOSSEUM

 **COLOSSEUM** | PULPIS SILVER 60x120



 **COLOSSEUM** | TRAVERTINO SILVER 60x120



 **COLOSSEUM** | FRAPPUCCINO GREY 60x120
 **COLOSSEUM** | FRAPPUCCINO PEARL 60x120



CARATTERISTICHE TECNICHE


TECHNICAL FEATURES

GRES PORCELLANATO SMALTATO
CERAMIC STONEWARE GLAZED

GRUPPO DI APPARTENENZA:
SPECIFIC GROUPING:

EN 14411 APPENDICE G BIa GL

SIMBOLOGIA	CARATTERISTICHE	UNITÀ DI MISURA	VALORE MEDIO XCLUSIVE	VALORE PRESCRITTO	METODO DI PROVA
SYMBOLGY	FEATURES	UNIT OF MEASUREMENT	XCLUSIVE MEAN VALUE	PRESCRIBED VALUE	TEST METHOD
	DIMENSIONE LATI DIMENSIONS-LENGHT AND WIDTH	%	CONFORME CONFORM	+/- 0,5	UNI EN ISO 10545-2
	RETTILINEITÀ DEI LATI SIDE STRAIGHTNESS	%	CONFORME CONFORM	+/- 0,5	UNI EN ISO 10545-2
	ORTOGONALITÀ DEGLI SPIGOLI CORNER SQUARENESS	%	CONFORME CONFORM	+/- 0,6	UNI EN ISO 10545-2
	PLANARITÀ FLATNESS	%	CONFORME CONFORM	+/- 0,5	UNI EN ISO 10545-2
	SPESSORE THICKNESS	%	CONFORME CONFORM	+/- 5,0	UNI EN ISO 10545-2
	ASSORBIMENTO D'ACQUA WATER ABSORPTION	%	CONFORME CONFORM	≤ 0,5	UNI EN ISO 10545-3
	SFORZO DI ROTTURA BREAKING STRENGHT	N	CONFORME CONFORM	≥ 1300 se sp ≥ 7,5 mm ≥ 700 se sp < 7,5 mm	UNI EN ISO 10545-4
	MODULO DI ROTTURA MODULUS OF RUPTURE	N/mm ²	CONFORME CONFORM	≥ 35	UNI EN ISO 10545-4
	RESISTENZA AL CAVILLO CRAZING RESISTANCE	-	CONFORME CONFORM	RICHIESTA REQUIRED	UNI EN ISO 10545-11
	RESISTENZA ALLE MACCHIE STAIN RESISTANCE	-	CONFORME CONFORM	3 MIN	UNI EN ISO 10545-14



**TUTTE LE COLLEZIONI
XCLUSIVE**

ALL THE XCLUSIVE
COLLECTIONS

/ CEMENTINE

CEMENT TILES

RE_STYLE
ELEMENT
RETRÒ
MYSTIQUE
PAINT
AMARCORD

/ EFFETTO MARMO

MARBLE LOOK

COLOSSEUM
ORIGINI

/ EFFETTO CEMENTO

CONCRETE LOOK

REWIND
XTREME
ADANA
LAST MINUTE
HABITAT
STREET

/ EFFETTO PIETRA

STONE LOOK

PIETRA LUNARE
ARTIC
ALPEN
GREY STONE
ORIGINI
QUARZITE
ASPEN
EUROPA

/ MOSAICI

MOSAICS

MUSE

/ MATTONCINI

BRICKS

COLOR TREND
OLD TREND
COUNTRY
SUBWAY

/ EFFETTO LEGNO

WOOD LOOK

GLAMOUR
DEK
WOOD TREND
FOREST WOOD
BRAZILIAN WOOD
BOIS
ESSENZE
PLANK
SALOON
PLANET
AXE
TUDOR
SBIANCATO
WILD
JUNGLE
ORIGINAL BARK
VINTAGE
CARBONARA

TILE BOOK



by  **Import Export Srl**

Via Ghiarola Nuova, 116
41042 Fiorano Modenese (MO) Italy
Tel. +39 0536 808015 - Fax +39 0536 918259

www.xclusiveceramica.com
info@xclusiveceramica.com

