

# TILE BOOK XCLUSIVE CERAMICA

/ EFFETTO LEGNO  
WOOD LOOK

# DEK

**GRES PORCELLANATO COLORATO IN MASSA** COLOURED BODY PORCELAIN STONEWARE

# DEK


**GRES PORCELLANATO COLORATO IN MASSA** COLOURED BODY PORCELAIN STONEWARE

## RETTIFICATO

RECTIFIED



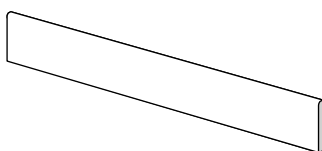
**30x120**  
12"x48"



**20x120**  
8"x48"

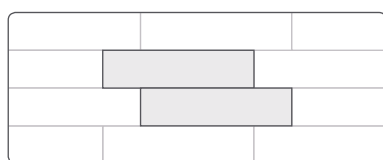
## BATTISCOPIA

SKIRTING






**6,5x120**  
3"x48"

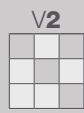
### CONSIGLI PER LA POSA SUGGESTION FOR LAYING



**Posa consigliata con una sfalsatura tra ciascuna piastrella non superiore al 30% della lunghezza.**

When laying, you are recommended not to stagger the tile strips by more than about 30% of the length.


IMBALLI PACKAGING								<b>HD</b> DIGITAL PRINT
		pz pcs	m <sup>2</sup> sqm	kg	sc box	m <sup>2</sup> sqm	kg	
<b>30x120</b> 12"x48"	10	3	1,08	25,00	36	38,88	915	<b>12</b>
<b>20x120</b> 8"x48"		4	0,96	23,00	36	34,56	827	<b>18</b>
<b>battiscopa</b> skirting								
<b>6,5x120</b> 3"x48"	-	6	-	12,00	-	-	-	-



SBIANCATO



CENERE




MIELE



NOCE



CHERRY



# DEK





# DEK

 **DEK** | CENERE 30x120 - 20x120



 **DEK** | MIELE 30x120 - 20x120



 **DEK** | SBIANCATO 30x120 - 20x120



# CARATTERISTICHE TECNICHE

## TECHNICAL FEATURES


**GRES PORCELLANATO SMALTATO**  
CERAMIC STONEWARE GLAZED

**GRUPPO DI APPARTENENZA:**  
SPECIFIC GROUPING:

**EN 14111 APPENDICE G BIa GL**

SIMBOLOGIA	CARATTERISTICHE	UNITÀ DI MISURA	VALORE MEDIO XCLUSIVE	VALORE PRESCRITTO	METODO DI PROVA
SYMBOLGY	FEATURES	UNIT OF MEASUREMENT	XCLUSIVE MEAN VALUE	PRESCRIBED VALUE	TEST METHOD
	<b>DIMENSIONE LATI</b> DIMENSIONS-LENGHT AND WIDTH	%	<b>CONFORME</b> CONFORM	+/- 0,5	UNI EN ISO 10545-2
	<b>RETTILINEITÀ DEI LATI</b> SIDE STRAIGHTNESS	%	<b>CONFORME</b> CONFORM	+/- 0,5	UNI EN ISO 10545-2
	<b>ORTOGONALITÀ DEGLI SPIGOLI</b> CORNER SQUARENESS	%	<b>CONFORME</b> CONFORM	+/- 0,6	UNI EN ISO 10545-2
	<b>PLANARITÀ</b> FLATNESS	%	<b>CONFORME</b> CONFORM	+/- 0,5	UNI EN ISO 10545-2
	<b>SPESSORE</b> THICKNESS	%	<b>CONFORME</b> CONFORM	+/- 5,0	UNI EN ISO 10545-2
	<b>ASSORBIMENTO D'ACQUA</b> WATER ABSORPTION	%	<b>CONFORME</b> CONFORM	≤ 0,5	UNI EN ISO 10545-3
	<b>SFORZO DI ROTTURA</b> BREAKING STRENGHT	N	<b>CONFORME</b> CONFORM	≥ 1300 se sp ≥ 7,5 mm ≥ 700 se sp < 7,5 mm	UNI EN ISO 10545-4
	<b>MODULO DI ROTTURA</b> MODULUS OF RUPTURE	N/mm <sup>2</sup>	<b>CONFORME</b> CONFORM	≥ 35	UNI EN ISO 10545-4
	<b>RESISTENZA AL CAVILLO</b> CRAZING RESISTANCE	-	<b>CONFORME</b> CONFORM	RICHIESTA REQUIRED	UNI EN ISO 10545-11
	<b>RESISTENZA ALLE MACCHIE</b> STAIN RESISTANCE	-	<b>CONFORME</b> CONFORM	3 MIN	UNI EN ISO 10545-14





**TUTTE LE COLLEZIONI  
XCLUSIVE**

ALL THE XCLUSIVE  
COLLECTIONS

**/ CEMENTINE**

**CEMENT TILES**

RE\_STYLE

ELEMENT

RETRÒ

MYSTIQUE

PAINT

AMARCORD

**/ EFFETTO MARMO**

**MARBLE LOOK**

COLOSSEUM

ORIGINI

**/ EFFETTO CEMENTO**

**CONCRETE LOOK**

REWIND

XTREME

ADANA

LAST MINUTE

HABITAT

STREET

**/ EFFETTO PIETRA**

**STONE LOOK**

PIETRA LUNARE

ARTIC

ALPEN

GREY STONE

ORIGINI

QUARZITE

ASPEN

EUROPA

**/ MOSAICI**

**MOSAICS**

MUSE

**/ MATTONCINI**

**BRICKS**

COLOR TREND

OLD TREND

COUNTRY

SUBWAY

**/ EFFETTO LEGNO**

**WOOD LOOK**

GLAMOUR

DEK

WOOD TREND

FOREST WOOD

BRAZILIAN WOOD

BOIS

ESSENZE

PLANK

SALOON

PLANET

AXE

TUDOR

SBIANCATO

WILD

JUNGLE

ORIGINAL BARK

VINTAGE

CARBONARA

# TILE BOOK



by  **Import Export Srl**

Via Ghiarola Nuova, 116  
41042 Fiorano Modenese (MO) Italy  
Tel. +39 0536 808015 - Fax +39 0536 918259

[www.xclusiveceramica.com](http://www.xclusiveceramica.com)  
[info@xclusiveceramica.com](mailto:info@xclusiveceramica.com)

