

# TILE BOOK

**X**CLUSIVE  
CERAMICA

/ EFFETTO CEMENTO  
CONCRETE LOOK


# REWIND

**GRES PORCELLANATO COLORATO IN MASSA** COLOURED BODY PORCELAIN STONEWARE


# REWIND

GRES PORCELLANATO COLORATO IN MASSA COLOURED BODY PORCELAIN STONEWARE


## RETTIFICATO RECTIFIED




**120x120**  
48"x48"



**90x90**  
35"x35"

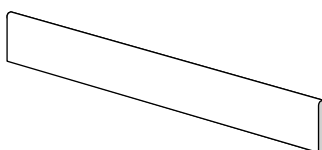


**60x60**  
24"x24"

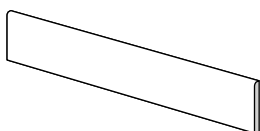


**30x60**  
12"x24"

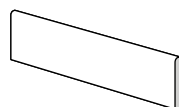
## BATTISCOPIA SKIRTING



**7,5x120**  
3"x48"




**7,5x90**  
3"x35"

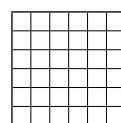


**7,5x60**  
3"x24"


## MOSAICI SU RETE | 30x30 FULL CUT MOSAICS ON NET | 12"x12"



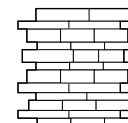
**2,5x2,5**  
1"x1"







**5x5**  
2"x2"

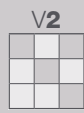


**3x15**  
2"x6"




**Brick**

IMBALLI PACKAGING								
		pz pcs	m <sup>2</sup> sqm	kg	sc box	m <sup>2</sup> sqm	kg	
<b>120x120</b> 48"x48"	10	2	2,88	70,00	16	46,08	1120	<b>14</b>
<b>90x90</b> 35"x35"		2	1,62	36,00	24	38,88	864	<b>24</b>
<b>60x60</b> 24"x24"	9,5	3	1,08	21,60	40	43,20	862	<b>72</b>
<b>30x60</b> 12"x24"		6	1,08	21,60	48	51,84	1034	<b>144</b>
<b>battiscopa</b> skirting								
<b>7,5x120</b> 3"x48"	-	6	-	12,00	-	-	-	-
<b>7,5x90</b> 3"x35"	-	9	-	11,50	-	-	-	-
<b>7,5x60</b> 3"x24"	-	15	-	15,50	-	-	-	-



WHITE



GREY



ASH



CARBON



# REWIND





# REWIND

 **REWIND** | ASH 60x60





# CARATTERISTICHE TECNICHE

## TECHNICAL FEATURES


**GRES PORCELLANATO SMALTATO**  
CERAMIC STONEWARE GLAZED

**GRUPPO DI APPARTENENZA:**  
SPECIFIC GROUPING:

**EN 14411 APPENDICE G BIa GL**

SIMBOLOGIA	CARATTERISTICHE	UNITÀ DI MISURA	VALORE MEDIO XCLUSIVE	VALORE PRESCRITTO	METODO DI PROVA
SYMBOLGY	FEATURES	UNIT OF MEASUREMENT	XCLUSIVE MEAN VALUE	PRESCRIBED VALUE	TEST METHOD
	<b>DIMENSIONE LATI</b> DIMENSIONS-LENGHT AND WIDTH	%	<b>CONFORME</b> CONFORM	+/- 0,5	UNI EN ISO 10545-2
	<b>RETTILINEITÀ DEI LATI</b> SIDE STRAIGHTNESS	%	<b>CONFORME</b> CONFORM	+/- 0,5	UNI EN ISO 10545-2
	<b>ORTOGONALITÀ DEGLI SPIGOLI</b> CORNER SQUARENESS	%	<b>CONFORME</b> CONFORM	+/- 0,6	UNI EN ISO 10545-2
	<b>PLANARITÀ</b> FLATNESS	%	<b>CONFORME</b> CONFORM	+/- 0,5	UNI EN ISO 10545-2
	<b>SPESSORE</b> THICKNESS	%	<b>CONFORME</b> CONFORM	+/- 5,0	UNI EN ISO 10545-2
	<b>ASSORBIMENTO D'ACQUA</b> WATER ABSORPTION	%	<b>CONFORME</b> CONFORM	≤ 0,5	UNI EN ISO 10545-3
	<b>SFORZO DI ROTTURA</b> BREAKING STRENGHT	N	<b>CONFORME</b> CONFORM	≥ 1300 se sp ≥ 7,5 mm ≥ 700 se sp < 7,5 mm	UNI EN ISO 10545-4
	<b>MODULO DI ROTTURA</b> MODULUS OF RUPTURE	N/mm <sup>2</sup>	<b>CONFORME</b> CONFORM	≥ 35	UNI EN ISO 10545-4
	<b>RESISTENZA AL CAVILLO</b> CRAZING RESISTANCE	-	<b>CONFORME</b> CONFORM	<b>RICHIESTA</b> REQUIRED	UNI EN ISO 10545-11
	<b>RESISTENZA ALLE MACCHIE</b> STAIN RESISTANCE	-	<b>CONFORME</b> CONFORM	<b>3 MIN</b>	UNI EN ISO 10545-14





**TUTTE LE COLLEZIONI  
XCLUSIVE**

ALL THE XCLUSIVE  
COLLECTIONS

**/ CEMENTINE**

**CEMENT TILES**

RE\_STYLE  
ELEMENT  
RETRÒ  
MYSTIQUE  
PAINT  
AMARCORD

**/ EFFETTO MARMO**

**MARBLE LOOK**

COLOSSEUM  
ORIGINI

**/ EFFETTO CEMENTO**

**CONCRETE LOOK**

REWIND  
XTREME  
ADANA  
LAST MINUTE  
HABITAT  
STREET

**/ EFFETTO PIETRA**

**STONE LOOK**

PIETRA LUNARE  
ARTIC  
ALPEN  
GREY STONE  
ORIGINI  
QUARZITE  
ASPEN  
EUROPA

**/ MOSAICI**

**MOSAICS**

MUSE

**/ MATTONCINI**

**BRICKS**

COLOR TREND  
OLD TREND  
COUNTRY  
SUBWAY

**/ EFFETTO LEGNO**

**WOOD LOOK**

GLAMOUR  
DEK  
WOOD TREND  
FOREST WOOD  
BRAZILIAN WOOD  
BOIS  
ESSENZE  
PLANK  
SALOON  
PLANET  
AXE  
TUDOR  
SBIANCATO  
WILD  
JUNGLE  
ORIGINAL BARK  
VINTAGE  
CARBONARA

# TILE BOOK



by  **Import Export Srl**

Via Ghiarola Nuova, 116  
41042 Fiorano Modenese (MO) Italy  
Tel. +39 0536 808015 - Fax +39 0536 918259

[www.xclusiveceramica.com](http://www.xclusiveceramica.com)  
[info@xclusiveceramica.com](mailto:info@xclusiveceramica.com)

