


SALENTO

**GRES PORCELLANATO
COLORATO IN MASSA**

COLOURED BODY
PORCELAIN STONEWARE

XCLUSIVE
CERAMICA



Una delle zone **più belle d'Italia**, situata nel “tacco” della nostra penisola, patria di spiagge incontaminate e famose cave di pietra naturale.

Molte pietre naturali provenienti da quelle zone sono di origine calcarea con tutti i pro e contro che ciò comporta dal punto di vista estetico e tecnico.

La nostra interpretazione di quelle pietre mostra **stonalizzazioni** evidenti ma allo stesso tempo **armoniche**, è idonea all'utilizzo sia per interni che esterni grazie alle diverse finiture disponibili in gamma e nonostante sia stata creata per la **posa modulare**, ogni formato è offerto individualmente.



*One of the most **beautiful areas in Italy**, located in the “heel” of our peninsula, home to pristine beaches and renowned natural quarries.*

Most of the natural stones available in that area have a limestone origin with their aesthetical pros and technical cons.

***Our interpretation** of those stones has evident yet **harmonic shade variations**, it is suitable for indoor and outdoor applications thanks to different finishes available in the series, and while being born for **modular installation**, all sizes are offered individually.*



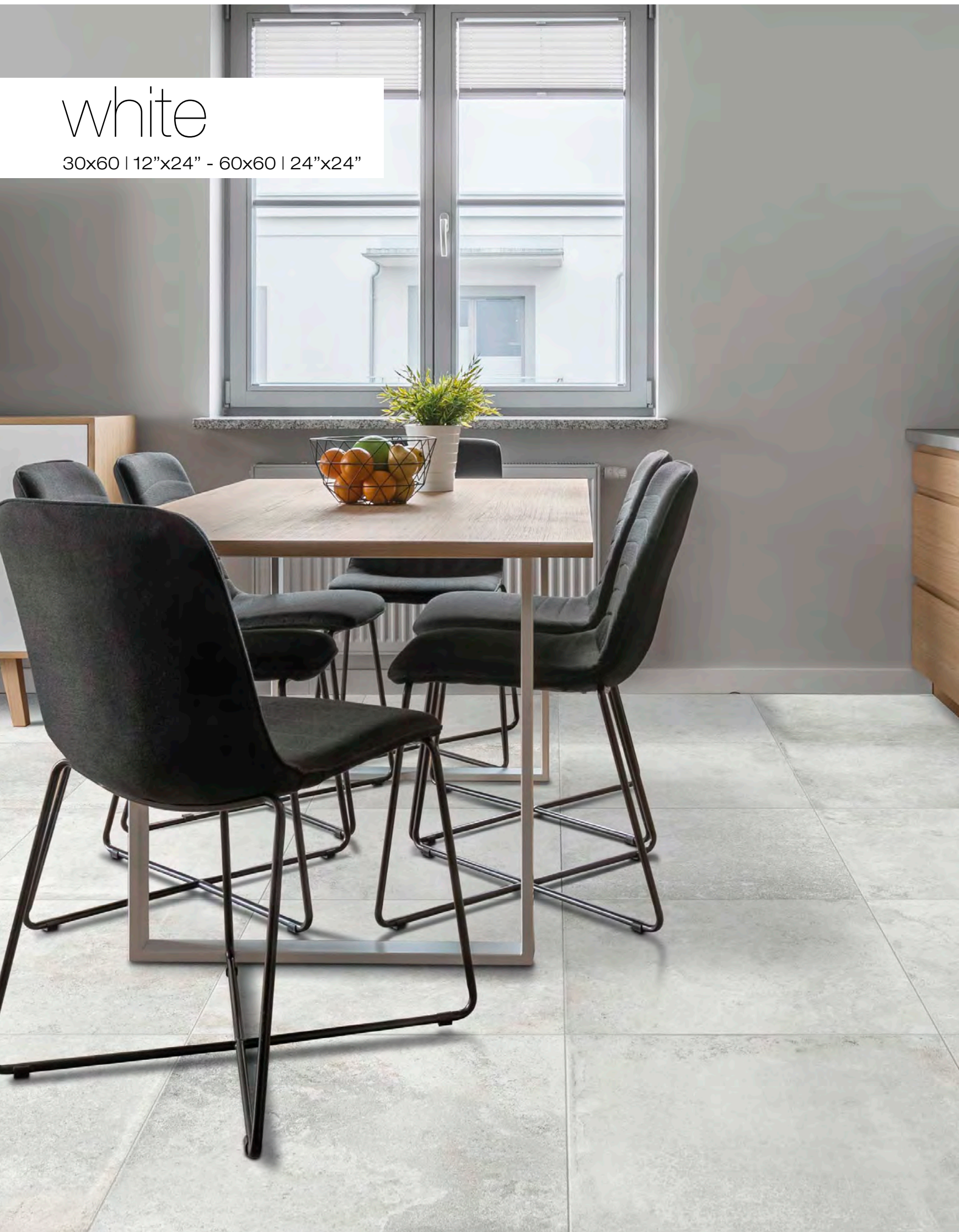


white

modulo multiformato
multisize pattern

white

30x60 | 12"x24" - 60x60 | 24"x24"








grey modulo multiformato
multisize pattern



grey

30x60 | 12"x24" - 60x60 | 24"x24"







sand

modulo multiformato
multisize pattern



sand

60x90 | 24"x36"










white


GRES PORCELLANATO COLORATO IN MASSA
COLOURED BODY PORCELAIN STONEWARE



RETTIFICATO
RECTIFIED




30x60 | 12"x24"



30x30 | 12"x12"



60x90 | 24"x36"



60x60 | 24"x24"

MOSAICI SU RETE
MESH-MOUNTED
MOSAIC



30x30 | 12"x12"
(2,5x2,5 | 1"x1")



30x30 | 12"x12"
(5x5 | 2"x2")

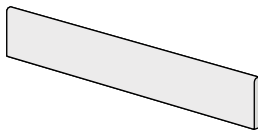


30x30 | 12"x12"
(3x15 | 2"x6")

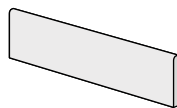


30x30 | 12"x12"
BRICK

BATTISCOPA
SKIRTING



7,5x90 | 3"x36"



7,5x60 | 3"x24"





grey

GRES PORCELLANATO COLORATO IN MASSA
COLOURED BODY PORCELAIN STONEWARE



RETTIFICATO
RECTIFIED



30x60 | 12"x24"



30x30 | 12"x12"



60x90 | 24"x36"



60x60 | 24"x24"

MOSAICI SU RETE
MESH-MOUNTED
MOSAIC



30x30 | 12"x12"
(2,5x2,5 | 1"x1")



30x30 | 12"x12"
(5x5 | 2"x2")

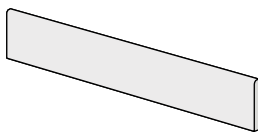


30x30 | 12"x12"
(3x15 | 2"x6")

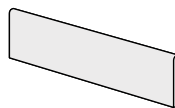


30x30 | 12"x12"
BRICK

BATTISCOPA
SKIRTING



7,5x90 | 3"x36"



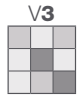
7,5x60 | 3"x24"





sand

GRES PORCELLANATO COLORATO IN MASSA
COLOURED BODY PORCELAIN STONEWARE




A+B

A+B+C


RETTIFICATO RECTIFIED



30x60 | 12"x24"



30x30 | 12"x12"



60x90 | 24"x36"



60x60 | 24"x24"

MOSAICI SU RETE MESH-MOUNTED MOSAIC



30x30 | 12"x12"
(2,5x2,5 | 1"x1")



30x30 | 12"x12"
(5x5 | 2"x2")

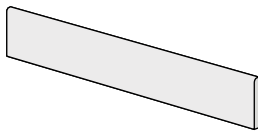


30x30 | 12"x12"
(3x15 | 2"x6")

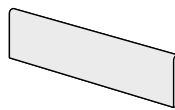


30x30 | 12"x12"
BRICK

BATTISCOPA SKIRTING



7,5x90 | 3"x36"



7,5x60 | 3"x24"

SCHEMI DI POSA

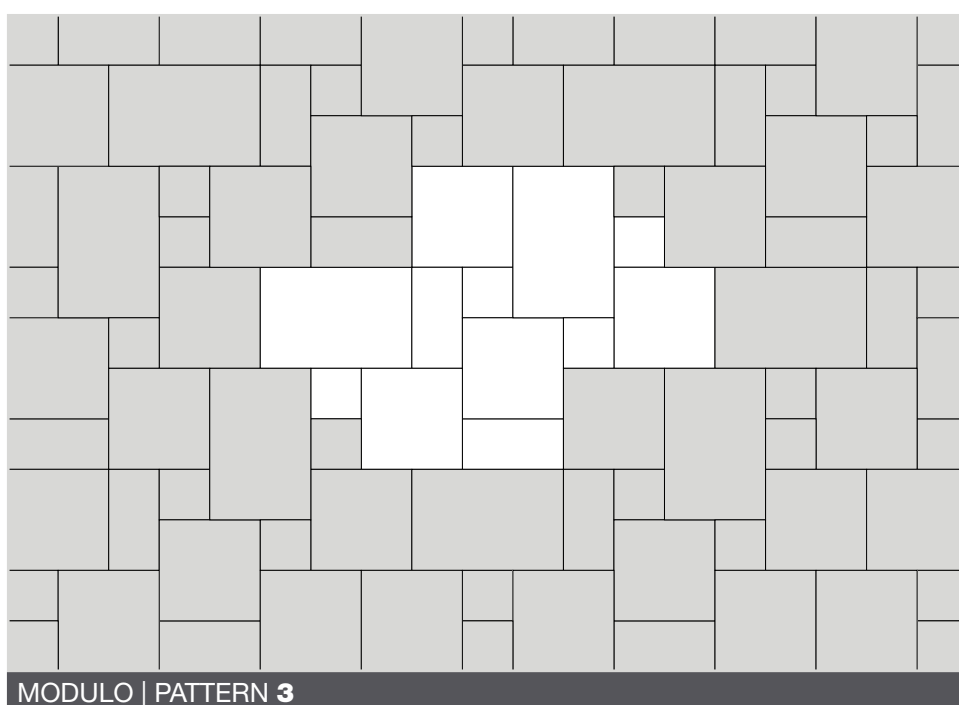


LAYING SKETCH

MODULO | PATTERN 1

MODULO | PATTERN 2

MODULO | PATTERN 3

formati sizes	pz pcs	%
60x90 24"x36"	2	33%
60x60 24"x24"	4	44%
30x60 12"x24"	2	11%
30x30 12"x12"	4	11%



IMBALLI

PACKAGING

formati sizes	spessore (mm) thickness (mm)	pz pcs	m ² sqm	kg	sc box	m ² sqm	kg	numero grafiche number of pattern
60x90 24"x36"	10	2	1,08	24,00	48	51,84	1.152	24
60x60 24"x24"		3	1,08	23,80	40	43,20	950	24
30x60 12"x24"		6	1,08	23,80	40	43,20	950	48
30x30 12"x12"		6	0,54	11,90	96	51,84	1.142	96
mosaici mosaics								
30x30 12"x12"	10	6	0,54	11,90	-	-	-	-
battiscopa skirting								
7,5x90 3"x36"	-	9	-	11,50	-	-	-	-
7,5x60 3"x24"	-	15	-	15,50	-	-	-	-

CARATTERISTICHE TECNICHE

TECHNICAL FEATURES

GRES PORCELLANATO SMALTATO | CERAMIC STONEWARE GLAZED
GRUPPO DI APPARTENENZA | SPECIFIC GROUPING
EN 14411 APPENDICE G Bia GL

simbologia symbology	caratteristiche features	unità di misura unit of measurement	valore medio Xclusive Xclusive mean value	valore prescritto prescribed value	metodo di prova test method
	DIMENSIONE LATI DIMENSIONS-LENGHT AND WIDTH	%	CONFORME CONFORM	+/- 0,5	UNI EN ISO 10545-2
	RETTILINEITÀ DEI LATI SIDE STRAIGHTNESS	%	CONFORME CONFORM	+/- 0,5	UNI EN ISO 10545-2
	ORTOGONALITÀ DEGLI SPIGOLI CORNER SQUARENESS	%	CONFORME CONFORM	+/- 0,6	UNI EN ISO 10545-2
	PLANARITÀ FLATNESS	%	CONFORME CONFORM	+/- 0,5	UNI EN ISO 10545-2
	SPESSORE THICKNESS	%	CONFORME CONFORM	+/- 5,0	UNI EN ISO 10545-2
	ASSORBIMENTO D'ACQUA WATER ABSORPTION	%	CONFORME CONFORM	≤ 0,5	UNI EN ISO 10545-3
	SFORZO DI ROTTURA BREAKING STRENGHT	N	CONFORME CONFORM	≥ 1300 se sp ≥ 7,5 mm ≥ 700 se sp < 7,5 mm	UNI EN ISO 10545-4
	MODULO DI ROTTURA MODULUS OF RUPTURE	N/mm ²	CONFORME CONFORM	≥ 35	UNI EN ISO 10545-4
	RESISTENZA AL GELO FROST RESISTANCE	-	CONFORME CONFORM	RICHIESTA REQUIRED	UNI EN ISO 10545.12
	RESISTENZA ALL'ATTACCO CHIMICO RESISTANCE TO CHEMICAL ATTACK	-	CONFORME CONFORM	Secondo i dati del costruttore According to builder's specifications	UNI EN ISO 10545.13
	RESISTENZA AL CAVILLO CRAZING RESISTANCE	-	CONFORME CONFORM	RICHIESTA REQUIRED	UNI EN ISO 10545-11
	RESISTENZA ALLE MACCHIE STAIN RESISTANCE	-	CONFORME CONFORM	3 MIN	UNI EN ISO 10545-14
	RESISTENZA ALLO SCIVOLAMENTO SLIP RESISTANCE	-	CONFORME CONFORM	≥ 0,42	ANSI A137.1:2012

SALENTO

**GRES PORCELLANATO
COLORATO IN MASSA**

COLOURED BODY
PORCELAIN STONEWARE

XCLUSIVE
C E R A M I C A

by **Batix** Import Export Srl

Via Ghiarola Nuova, 116
41042 Fiorano Modenese (MO) Italy
Tel. +39 0536 808015 - Fax +39 0536 918259

www.xclusiveceramica.com
info@xclusiveceramica.com

