
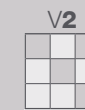



BEAUTY GETS ATTENTION

I COCCI


XCLUSIVE
C E R A M I C A



60x120
24"x48"

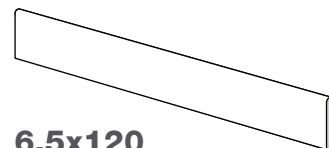


90x90
35"x35"



60x60
24"x24"

BATTISCOPA
SKIRTING



6,5x120
3"x48"



7,3x90
3"x36"




7,3x60
3"x24"

BRECCIA BLUE




BRECCIA NATURAL



PALLADIAN WHITE



PALLADIAN GREY



PALLADIAN BROWN



IMBALLI PACKAGING									DIGITAL PRINT
formati sizes	spessore (mm) thickness (mm)	pz pcs	m ² sqm	kg	sc box	m ² sqm	kg	numero grafiche number of graphics	
60x120 24"x48"	10	2	1,44	29,60	32	46,08	950	16	
90x90 35"x35"		2	1,62	33,30	20	32,40	670	14	
60x60 24"x24"		3	1,08	22,20	40	43,20	890	32	
battiscopa skirting									
6,5x120 3"x48"	-	6	-	12,00	-	-	-	-	
7,3x90 3"x36"	-	9	-	11,50	-	-	-	-	
7,3x60 3"x24"	-	15	-	15,50	-	-	-	-	

I COCCI


WALL **FLAKES** | WHITE 60x120 - 24"x48"

FLOOR **I COCCI** | BRECCIA BLUE 90x90 - 36"x36"



WALL **I COCCI** | BRECCIA NATURAL 60x120 - 24"x48"

WALL FLOOR **ESSENCE** | MATERIA COLONIAL 60x120 - 24"x48"





I COCCI

WALL **ESSENCE** | MATERIA URBAN 60x120 - 24"x48"

FLOOR **I COCCI** | PALLADIAN GREY 60x120 - 24"x48"

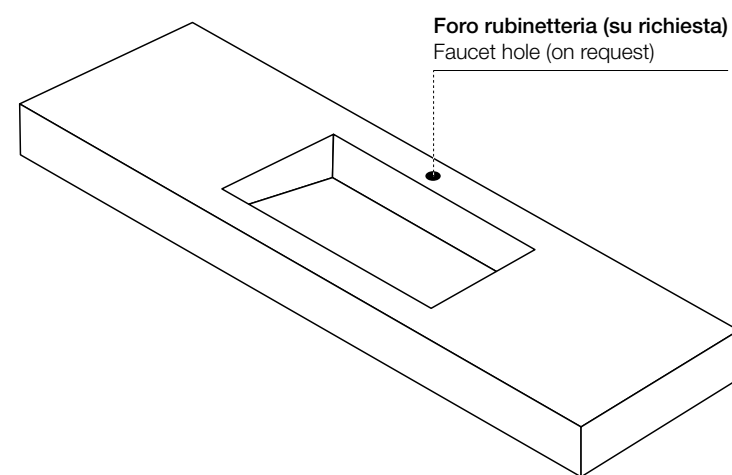


FLOOR **I COCCI** | PALLADIAN BROWN 90x90 - 36"x36"



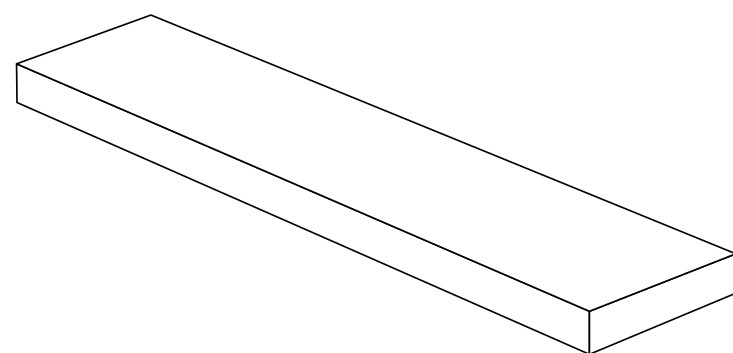
ARREDO BAGNO BATHROOM FURNITURE

LAVABI SINKS



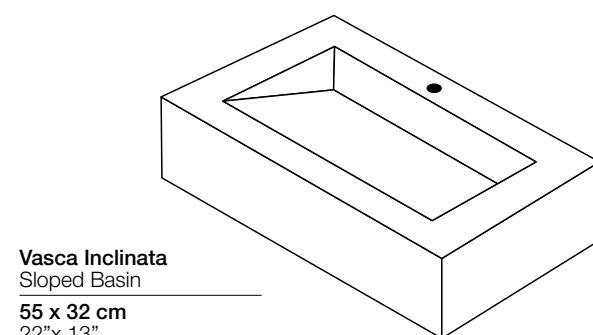
Lunghezza personalizzabile Customisable length		
Lunghezza massima disponibile Max length available	Profondità Depth	Altezza Height
117 cm 46"	50 cm 20"	10 cm 4"

MENSOLE SHELVES

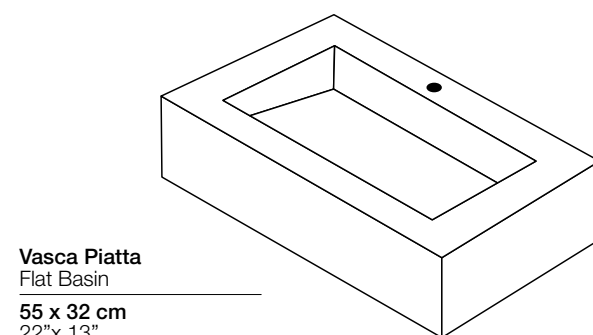


Dimensioni standard Standard dimensions		
Lunghezza Length	Profondità Depth	Altezza Height
117 cm 46"	50 cm 20"	10 cm 4"

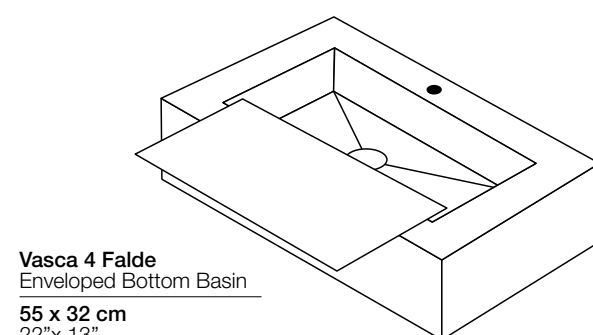
MODELLI VASCA BASINS MODELS



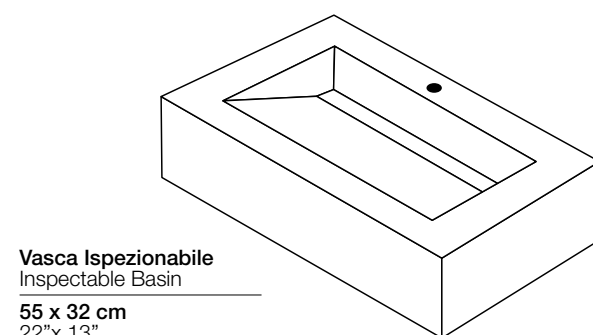
Vasca Inclinata
Sloped Basin
55 x 32 cm
22"x 13"



Vasca Piatta
Flat Basin
55 x 32 cm
22"x 13"



Vasca 4 Falde
Enveloped Bottom Basin
55 x 32 cm
22"x 13"



Vasca Ispezionabile
Inspectable Basin
55 x 32 cm
22"x 13"

CARATTERISTICHE TECNICHE TECHNICAL FEATURES

GRES PORCELLANATO COLORATO IN MASSA
COLOURED BODY PORCELAIN STONEWARE
GRUPPO DI APPARTENENZA | SPECIFIC GROUPING
EN 14411 APPENDICE G Bia GL

	caratteristiche features	metodo di prova test method	valore prescritto prescribed value	valore medio Xclusive Xclusive mean value
	DIMENSIONE LATI DIMENSIONS-LENGTH AND WIDTH	UNI EN ISO 10545-2	+/- 0,5 %	CONFORME CONFORM
	RETTILINEITÀ DEI LATI SIDE STRAIGHTNESS	UNI EN ISO 10545-2	+/- 0,5 %	CONFORME CONFORM
	ORTOGONALITÀ DEGLI SPIGOLI CORNER SQUARENESS	UNI EN ISO 10545-2	+/- 0,6 %	CONFORME CONFORM
	PLANARITÀ FLATNESS	UNI EN ISO 10545-2	+/- 0,5 %	CONFORME CONFORM
	SPESSORE THICKNESS	UNI EN ISO 10545-2	+/- 5,0 %	CONFORME CONFORM
	ASSORBIMENTO D'ACQUA WATER ABSORPTION	UNI EN ISO 10545-3	≤ 0,5 %	CONFORME CONFORM
	SFORZO DI ROTTURA BREAKING STRENGTH	UNI EN ISO 10545-4	≥ 1300 N (se sp ≥ 7,5 mm) ≥ 700 N (se sp < 7,5 mm)	CONFORME CONFORM
	MODULO DI ROTTURA MODULUS OF RUPTURE	UNI EN ISO 10545-4	≥ 35 N/mm ²	CONFORME CONFORM
	RESISTENZA ALL'ABRASIONE PROFONDA ABRASION RESISTANCE	UNI EN ISO 10545-6	≤ 175 mm ³	CONFORME CONFORM
	RESISTENZA AL GELO FROST RESISTANCE	UNI EN ISO 10545-12	RICHIESTA REQUIRED	CONFORME CONFORM
	RESISTENZA ALL'ATTACCO CHIMICO RESISTANCE TO CHEMICAL ATTACK	UNI EN ISO 10545-13	Secondo i dati del costruttore According to builder's specifications	CONFORME CONFORM
	RESISTENZA AL CAVILLO CRAZING RESISTANCE	UNI EN ISO 10545-11	RICHIESTA REQUIRED	CONFORME CONFORM
	RESISTENZA ALLE MACCHIE STAIN RESISTANCE	UNI EN ISO 10545-14	3 MIN	CONFORME CONFORM
	RESISTENZA ALLO SCIVOLAMENTO SLIP RESISTANCE	ANSI A137.1:2012	≥ 0,42	CONFORME CONFORM



XCLUSIVE

C E R A M I C A

by **Batix** Import Export S.R.L. S.U.

Via Ghiarola Nuova, 16
41042 Fiorano Modenese (MO) Italy
Tel. +39 0536 808015 - Fax +39 0536 918259

www.xclusiveceramica.com
info@xclusiveceramica.com

