

Devi International School
Holidays Homework
Session 2026-27

Fun • Learn • Explore • Create

Name : _____ Class : L.K.G.

Section : _____ Roll No. : _____

“Every child is an artist and every holiday is a new adventure!”

Enjoy Your Summer Vacation!



Class - Pre L.K.4 Subject - English

A

B

C


D

E

F

G

H



A handwriting practice sheet featuring ten sets of five-line musical staves. Each set is connected by a vertical decorative flourish on the left and a vertical flourish on the right. The letters are written on the top line of each staff.

Row 1: I J K L

Row 2: A B C D

Row 3: E F G H

Row 4: I J K L

M

N

O





P

Q

R


S

T







A B C D




E F G H





I J K L



M N O P










Q R S T



10

See the picture and write first letter






What comes after

A : H : B :

C : J : D :

E : L : F :

G : N : R :



O : K :

S : T :

Q : I :

Y : W :


What comes between

B : D : J : L

L : N : E : G

R : T : G : I

X : Z : U : W



Write missing letters

A

C

F

H

I

K


O

R

T

W

Z



Circle the letter 'B'

T

U

R

B

C

B

L

M

G

T

U

B

A

B

C


D

E

F

B

R



Circle the odd one out

A A H A A

C O C C C

K K X K K

B B B G B

J J L J J

N S M M M

Match the same letters

S B C G

T Z E J

V X W Q

L S H H

X L Q W

Z T J E

B V G C


11

Colour the correct picture



A




F




T



U



J



I



A to Z

(Join) Connect the letters in sequence

A

E

D

F

B

C

H

G

J

K

I

M

L

N

O

Q

S

R

T

P

U

V


W

X

Y



Circle the same alphabet



S ⇒ M O S

A ⇒ G A P

K ⇒ L T K

V ⇒ G N V

U ⇒ U R B

Find the mistakes & circle

B B B B B

D D D D D

K K K K K

J U J J U




L L J L L

S Z Z S S

V V A V V

G G D G G

Match and colour the picture
with letter 'A'



What comes after

B

H

Y

C

N

G

T

Q

W

Y

P

S

X

L

M

Match the same letter

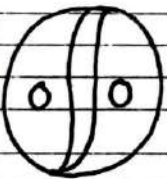
A	U	B	F
L	S	D	V
P	G	W	R
G	P	R	W
S	L	V	D
U	A	F	B

See the picture and match the letter




J

K



B



W



G




Learn it



What comes between Phonic Sounds

D : F : H A - ऐ N - ए

R : T : V B - ब O - ओ



E : G : I C - क P - प

U : W : Y D - ड Q - क

M : O : Q E - ए R - र



P : R : T F - फ S - श

A : C : E G - ग T - ट

G : I : K H - ह U - उ

J : L : N I - इ V - व



S : U : W J - ज W - व

V : X : Z K - क X - क

C : E : G L - ल Y - य



E : G : I M - म Z - ज

Write Alphabets

A

B

C

D

E

F

G

H

I

J

K

L






M

N

O

P

Match the same picture & colour it




S A - P

Q R S T





Handwriting practice section for uppercase letters U, V, W, X and lowercase letters y, Y, Z, Z. Each letter is written on a set of four-line guides. Below each letter, there are two rows of dots for tracing. A large bracket on the left side groups these letters together.

Handwriting practice section for the phrase "A to Z". The phrase is written in a cursive style on a set of four-line guides. Below it are several rows of dots for tracing. A large bracket on the left side groups this section.



Connect and colour it.




W. X. Y. Z. A. B. C. D. E. F. G. H. I. J. K. L. M. N. O. P. Q. R. S. T. U. V.



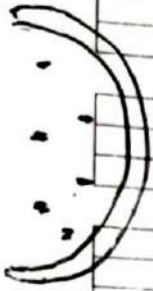
U V W X



Y Y Z Z



A to Z



A to Z

