

Amrita Devi International School
Holidays Homework
Session 2026-27


Fun • Learn • Explore • Create

Name : _____ Class : _____

Section : _____ Roll No. : _____

Every child is an artist and every
holiday is a new adventure!"

Enjoy Your Summer Vacation!



Holiday Instructions For Students

विद्यार्थियों के लिए छुट्टियों के निर्देश

English Instructions

हिंदी निर्देश

1. Wake up early and follow a healthy routine.

सुबह जल्दी उठें और स्वस्थ दिनचर्या अपनाएँ।

2. Read books and practice writing daily.

प्रतिदिन पुस्तक पढ़ें और लिखने का अभ्यास करें।

3. Complete your holiday homework neatly.

अपना अवकाश कार्य साफ-सुथरा पूरा करें।

4. Eat healthy food and drink plenty of water.

पौष्टिक भोजन करें और खूब पानी पिँएँ।

5. Use cucumber and onion salad in your meal.

भोजन में खीरा और प्याज का अधिक सेवन करें।

6. Play outdoor games and exercise regularly.

प्रतिदिन खेलें और व्यायाम करें।

7. Help your parents in household work.
घर के कार्यों में माता-पिता की सहायता करें।

8. Avoid use of mobile phones and TV.
मोबाइल फोन और टीवी का उपयोग न करें।

9. Keep your surroundings clean and maintain hygiene.

स्वच्छता बनाए रखें और आसपास सफाई रखें।

10. Learn a new skill like drawing, dancing, singing, or gardening.

चित्रकला, नृत्य, संगीत या बागवानी जैसी नई चीजें सीखें।

11. Respect elders and speak politely with everyone.

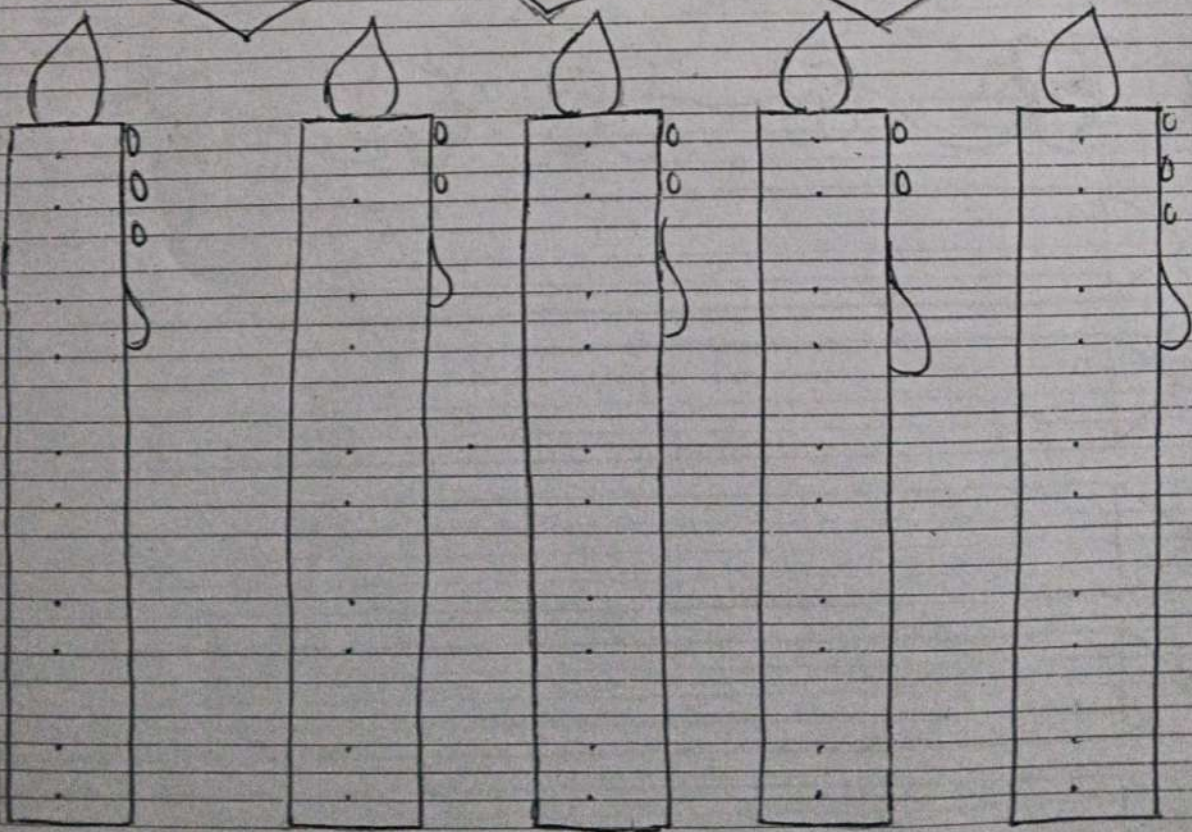


बड़ों का सम्मान करें और सभी से विनम्र से बात करें।

"Holidays are a time to refresh your mind and learn new things."

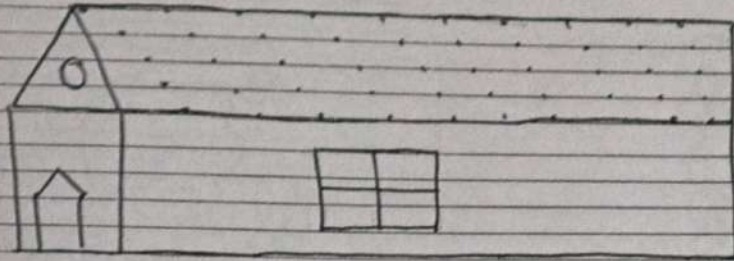
"छुट्टियाँ मन को ताज़ा करने और नई बातें सीखने का समय होती हैं।"

कक्षा नर्सरी विषय-हिन्दी ☆

खडी रेखा ☆



ਤਿਰਖੀ ਰੇਖਾ



*

*

*

*

*

*

*

*

*

*

*






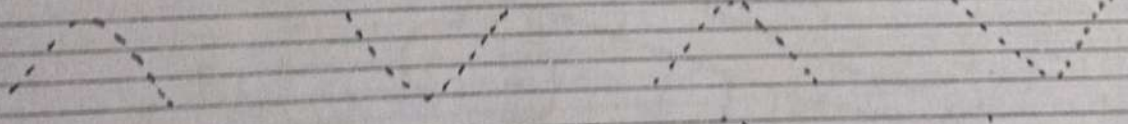


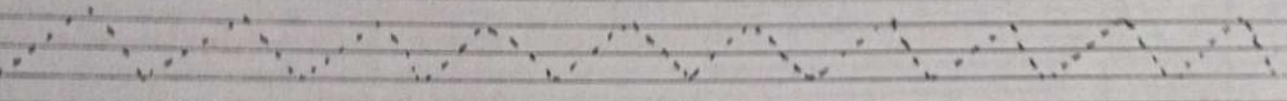




*

*






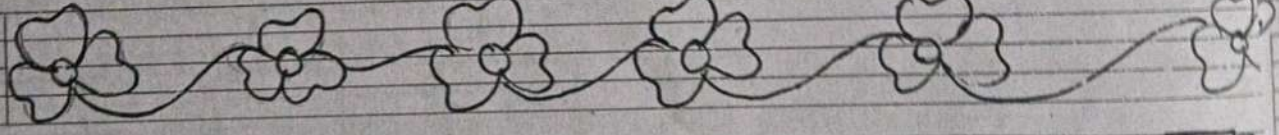
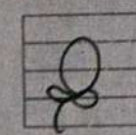





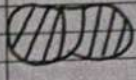


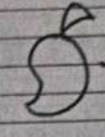




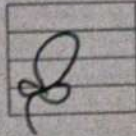


*

*




ਟੇਡੀ-ਗੇਡੀ ਰੇਖਾ



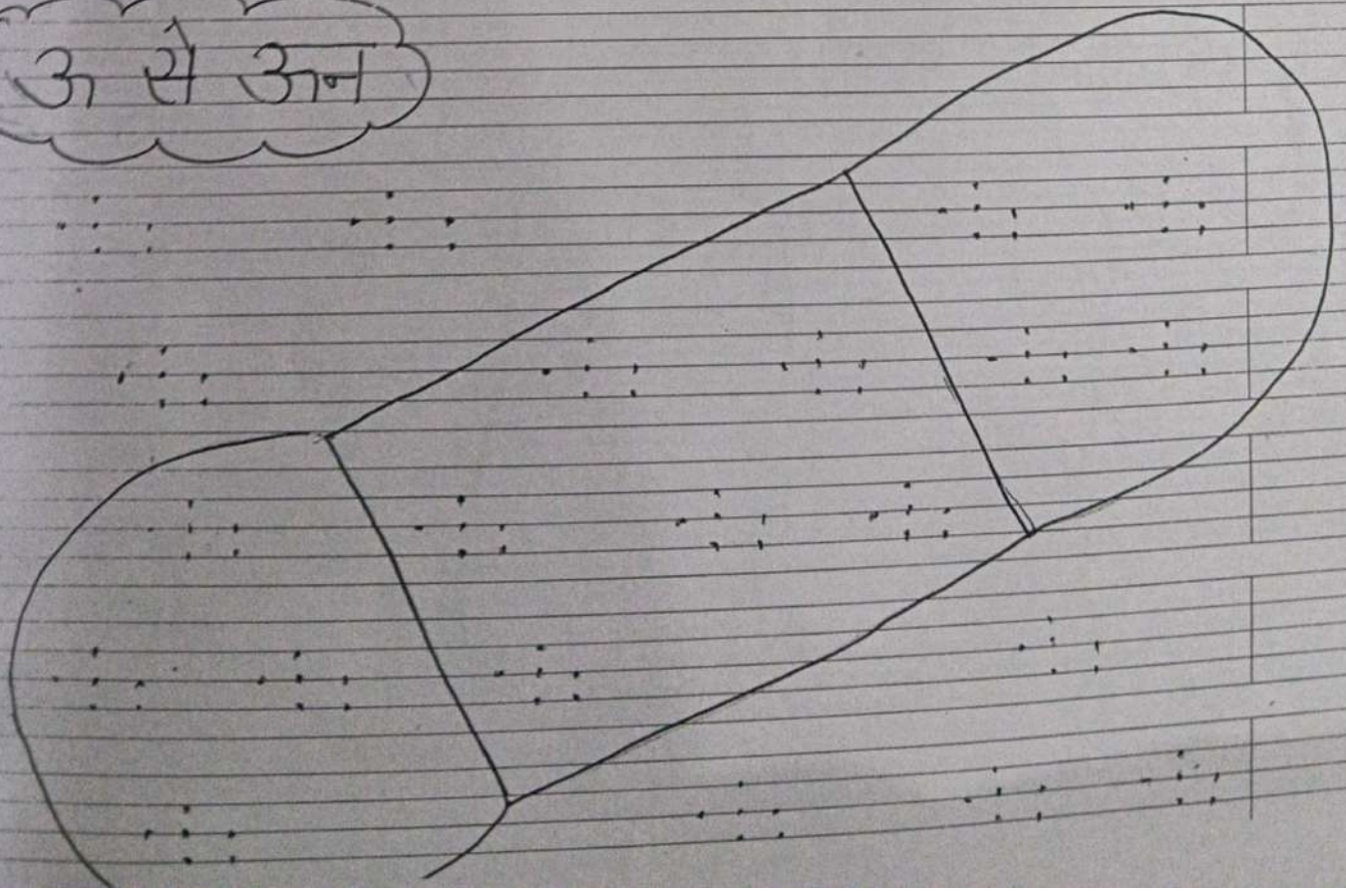
पडी रेखा



उ से उल्लू



अ से अण



अर्ध गोला

उ से


☆ ० ० ० ०

☆

☆

☆

☆ उ से उल्लू



० ३ ३ ३

☆

☆










☆

☆ अ से अन





☆ ३ ३ अ अ

☆







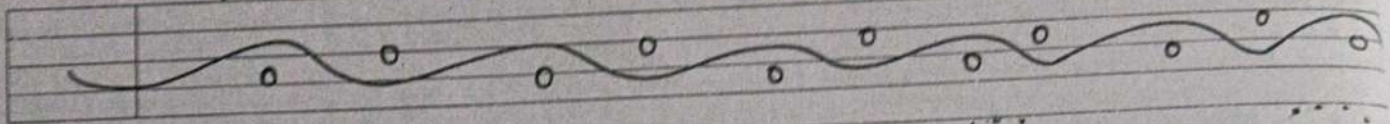

☆




रंग भारी :-



वक्र रेखा



अ से अनार



☆ उ उ आ आ ☆

☆ उ उ आ आ ☆

☆ उ उ आ आ ☆

☆ उ उ आ आ ☆

☆ उ उ आ आ ☆

आ से आम



☆ उ उ आ आ ☆

☆ उ उ आ आ ☆


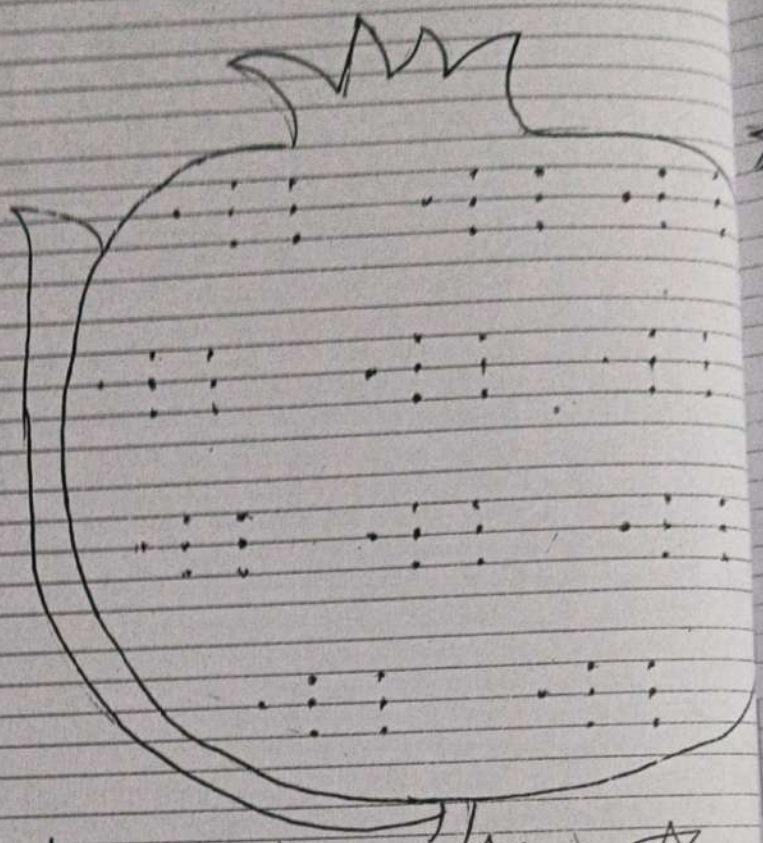
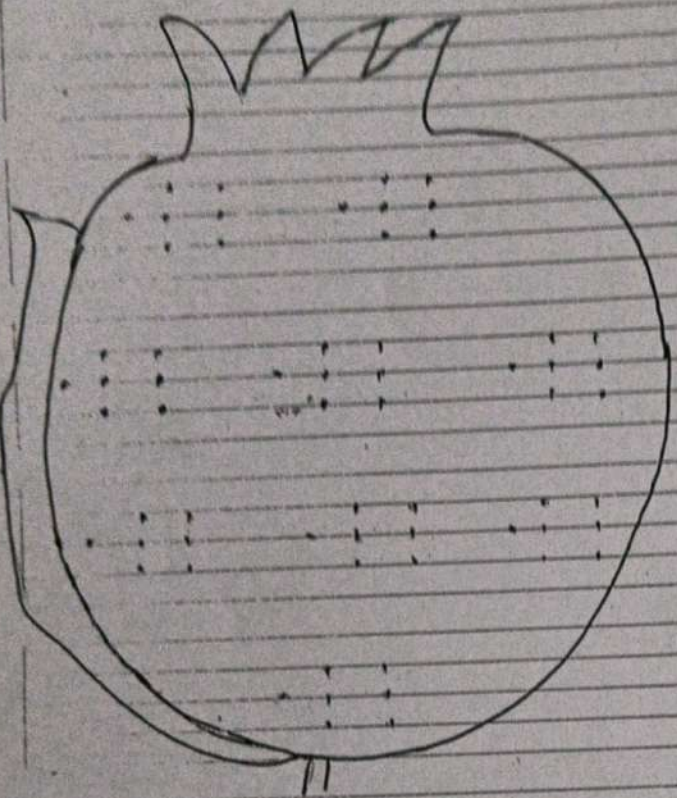
☆ उ उ आ आ ☆

☆ उ उ आ आ ☆

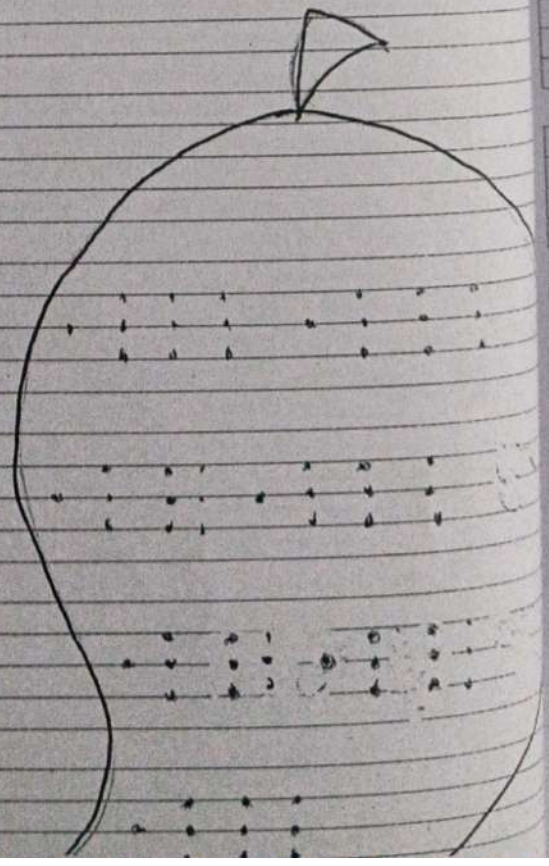
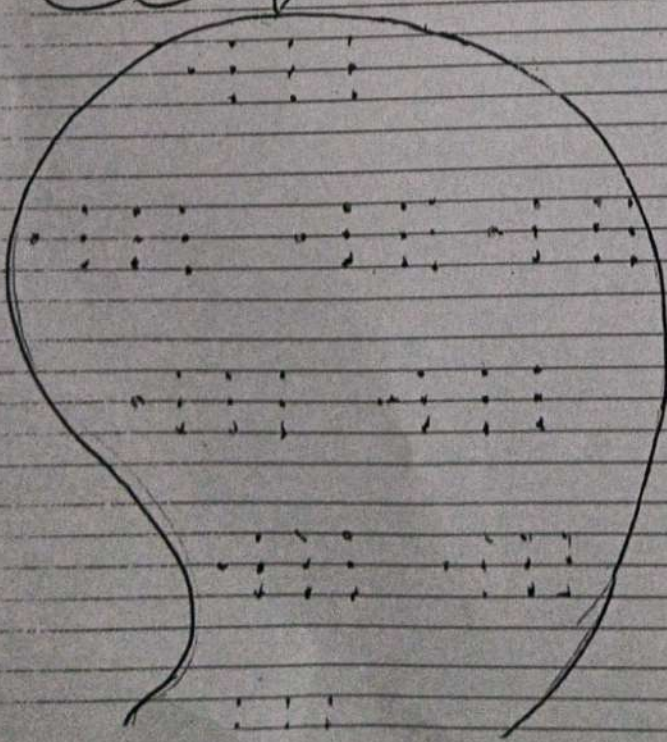
☆ उ उ आ आ ☆

☆ उ उ आ आ ☆

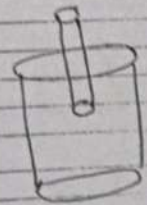

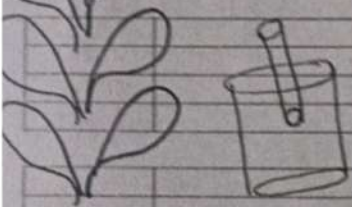
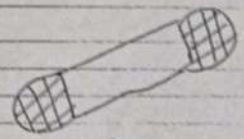




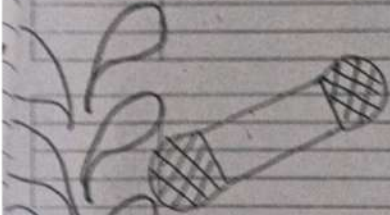


अ से अनार



आ से आम



एक चित्र से चित्र को मिलाओ और रंग भरो-



उ से उल्लू लिखो:-

उ ऊँ उ ऊँ उ
ऊँ ऊँ ऊँ
ऊँ ऊँ ऊँ
ऊँ ऊँ ऊँ

अ से अन्न लिखो:-

अ अ अ अ अ
अ अ अ अ अ
अ अ अ अ अ