

Amrita Devi International School
Holidays Homework
Session 2026-27

Fun • Learn • Explore • Create

Name : _____ Class : UKG

Section : _____ Roll No. : _____

"Every child is an artist and every holiday is a new adventure!"

Enjoy Your Summer Vacation!



Holiday Instructions For Students

विद्यार्थियों के लिए छुट्टियों के निर्देश

English Instructions

हिंदी निर्देश

1. Wake up early and follow a healthy routine.
सुबह जल्दी उठें और स्वस्थ दिनचर्या अपनाएँ।
2. Read books and practice writing daily.
प्रतिदिन पुस्तक पढ़ें और लिखने का अभ्यास करें।
3. Complete your holiday homework neatly.
अपना अवकाश कार्य साफ-सुथरा पूरा करें।
4. Eat healthy food and drink plenty of water.
पौष्टिक भोजन करें और खूब पानी पिएँ।
5. Use cucumber and onion salad in your meal.
भोजन में खीरा और प्याज का अधिक सेवन करें।
6. Play outdoor games and exercise regularly.
प्रतिदिन खेलें और व्यायाम करें।
7. Help your parents in household work.
घर के कार्यों में माता-पिता की सहायता करें।
8. Avoid use of mobile phones and TV.
मोबाइल फोन और टीवी का उपयोग न करें।
9. Keep your surroundings clean and maintain hygiene.
स्वच्छता बनाए रखें और आसपास सफाई रखें।
10. Learn a new skill like drawing, dancing, singing, or gardening.
चित्रकला, नृत्य, संगीत या बागवानी जैसी नई चीजें सीखें।
11. Respect elders and speak politely with everyone.
बड़ों का सम्मान करें और सभी से विनम्रता से बात करें।

"Holidays are a time to refresh your mind and learn new things."

"छुट्टियाँ मन को ताज़ा करने और नई बातें सीखने का समय होती हैं।"

Write A to Z

What comes after letters

☆

B

☆

M

☆

P

☆


F

☆

V

☆

☆



A to Z

What comes

between letters

A C

D F

S U

J K

N P

E G

R T



Write small cursive (a to z)

a * Before letter

b * b

c * m

d * s

e * h

f * e

g * u

h * h

i * After

j * c

k * f

l * i

m * l

n * o

o * w

2) h Write after
 3) q letters (a to z)
 4) r a _____
 s o _____
 5) t e _____
 u d _____
 6) v g _____
 w m _____
 7) x k _____
 y q _____
 8) z f _____

Write Missing letters

9) A D
 M p
 10) l f
 R u
 11) W z

Write a to z

Missing letters



Handwriting practice lines with dots for letter formation.

A

F

N

Q

R

to

u



Handwriting practice lines with dots for letter formation.

Write a to z

After letters



Handwriting practice lines with dots for letter formation.

a

m

h

d

er

v

i



Handwriting practice lines with dots for letter formation.

Match the same letters.

M

l

L

d

p

u

D

m

A


y

u

h

y

a



Look and write the first letter of the picture.



.



.



.



.

Write the same Capital &
small cursive letters.

eg.

eg.



A

A

a

B

C

D

E



F

G

H

I



J

K

L

M

N

O

P

Q

R

S

T

U

V

W


X

Y

Z

Circle the letter 'A'

A	B	A	U	V
S	O	A	X	P
M	R	F	D	
N	Q			A



Write joining letters (Aa)

Write Vegetables name

Onion

Potato

Tomato

Peas

Ginger

Fill ups

Before

A

D

___ M

F

G

___ S

I

L

___ U

N

O

___ D

Q

S

T

___ F

V

X

___ R

Z

___ V

Write (A to Z)

After

A

N



O

E

J

P

L



Joining letters

Write (A to Z)

Aa

Bb

Cc

Dd

Ee

Ff

Gg

Hh

Write (a to z)

Ii

Jj






Kk

Ll






Mm

Nn

Oo

Pp	Write the small
Qq	letter of picture.
Rr	eg. 
Ss	
Tt	
Uu	
Vv	
Ww	
Xx	
Yy	
Zz	

Join the same letters / Circle the correct letter

A	m		B	C	A
M	s		M	P	J
R	t		L	C	R
J	n		S	T	G
S	a		D	K	W

Write (A to Z)

Match same le

A

M

P

D

S

V

T

F

Write (a to l)

Match with small
letters

C

R

U

E

N

u

m

e

n

c

Write Phonic sounds

A अ

B ब

C कख

D ड

E ए

F फ

G ग

H ह

I इ

J ज

K क

L ल

M म

N न

O औ

P प

Q कव

R र

S स

T ट

U उ

V व


W वं

X कस

Y य

Z ज

Dictation (A to Z)



Circle the odd letter

a a c

m m l

t t b

n m n

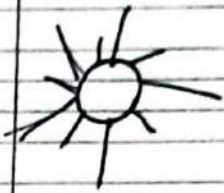
s s a


n n d


d m n


y o y

Circle the correct letter.

 S A P

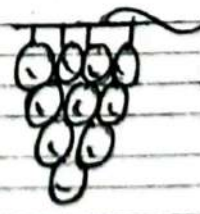
 M C Q

 L D B

 E R M

Complete the word with Phonic sound letters.


 _____ pple

 _____ rapes

 _____ ish

 _____ tar

 _____ all

 _____ at

Write the Numbers in words

1 One

2 Two

3 Three

4 Four

5 Five

6 Six

7 Seven

8 Eight

9 Nine

10 Ten

Complete the lines.

M

P

D

Write Fruit's name

Apple

Mango

Banana

Grapes

Orange

Guava

Papaya

Write Means of Transport

Bus

Car

Van

Jeep

Boat

Ship

Write Colours name

Red

Blue

Pink

Green

Black

Brown

White

Write Parts of the body

Head

Eyes

Ears

Nose

Chin

Legs

Lips

Write Fruit's name

Apple

Mango

Banana

Grapes

Orange

Papaya

Guava

Write Means of Transport

Bus

Car


Van

Jeep

Boat

Ship

Truck.





Myself


1. My name is _____.

2. I am a _____.

3. I am _____ years old.

4. I study in _____ class.

5. I live in _____.



Colour it