



Aryan Public School, Agroha

Syllabus for Class Nursery (Session 2020-21)

Note: There will be no written work in the month of April, only oral work.

Dear Parents,

- 1) Here, we are giving you the detailed syllabus for the whole year. Written syllabus or oral syllabus is divided month wise. You must recite the oral work/ conversation/G.K/Moral Education at your home also for better results.
- 2) For knowing child's monthly progress, worksheets will be given for the syllabus covered during that month.

ENGLISH

April:

- Activity through smart class, Poems, Adjusting Child in new Environment.

May:

- Standing line, Sleeping line, Slanting line
- A, L, T, H, I, E, F Letters (Oral and Pictures).

July:

- Curved line C, ÷, ∩
- Draw these lines : |, -, /, \, L, T, H, |
- See the pictures and write their first letters: Lion, Tiger, Hen, Apple, and Ice-cream.

Monthly Evaluation/Worksheet July (Written and Book Reading)

August:

- A to H with Pictures.
- Identify and encircle the correct letter.
- See the pictures and match the first letter.
- Match the picture to the same picture.

Monthly Evaluation/Worksheet August (Written and Book Reading)

September:

- A-L Capital Letters without Picture.
- A-L Dictation, Written and Book Reading
- English Rhymes (Through CDs).
- Poem A-1 to A-4 and A-7
- Revision of work learnt during April to September.

Half Yearly Evaluation (All work covered from April to September)

October:

- A-P with Dictation, Oral and Missing Letters.
- Written work and Book Reading.

November:

- A–T with Dictation, Oral and Missing Letters.

Monthly Evaluation/Worksheet (From October to November work)

December:

- A–Z with Dictation, Oral and Missing Letters.

January:

- Practice of Alphabets A–Z on single dot.

Monthly Evaluation/Worksheet (From December to January work)

February:

- Revision of the work covered during the year.

March:

Annual Evaluation (All work covered from April to February)

English Rhymes:

Chubby Chicks, Aeroplane –Aeroplane, Come My Children,
Baa, Baa Black Sheep, Mummy Darling

हिंदी

अप्रैल:

- स्मार्ट क्लास, कविताओं के माध्यम से गतिविधि। नए परिवेश में बालक का समायोजन।

मई:

- Curved Lines:

जुलाई:

- स्वर : उ, ऊ, अ, अं, आ।
- चित्र का चित्र से मिलान करो, चित्र देखकर अक्षर लिखो।
- चित्र पहचान कर सही अक्षर पर गोला लगाओ।
- मासिक मूल्यांकन (जुलाई)

अगस्त:

- स्वर : अ से ऋ तक।
- चित्र का चित्र से मिलान करो, चित्र देखकर अक्षर लिखो।
- चित्र पहचान कर सही अक्षर पर गोला लगाओ।
- बाद के अक्षर लिखो, अक्षर का अक्षर से मिलान करो।
- मासिक मूल्यांकन (अगस्त)

सितम्बर:

- मई से अगस्त के पाठ्यक्रम की दोहराई।
- अर्द्धवार्षिक मूल्यांकन (मई से अगस्त तक का संपूर्ण पाठ्यक्रम)

कविताएँ : मछली जल की रानी, अच्छे बच्चे, आलू-कचालू, चूँ- चूँ करती आई चिड़िया, चंदा मामा दूर के, प्यासा कौआ कहानी।

अक्टूबर:

- स्वर : ए, ऐ, ओ, औ।
- चित्र का चित्र से मिलान करो, चित्र देखकर अक्षर लिखो।

नवम्बर:

- स्वर : अ से अः तक।
- रिक्त स्थान भरो, चित्र का चित्र से मिलान करो, चित्र देखकर अक्षर लिखो।
- श्रुतलेख
- मासिक मूल्यांकन (अक्टूबर और नवम्बर)

दिसम्बर:

- स्वर : अ से अः तक की दोहराई।
- व्यंजन : क से ण, श्रुतलेख, रिक्त स्थान भरो, अक्षर का अक्षर से मिलान करो।

जनवरी:

- व्यंजन : क से न, श्रुतलेख, रिक्त स्थान भरो, अक्षर का अक्षर से मिलान करो।
- मासिक मूल्यांकन (दिसम्बर और जनवरी)

फरवरी:

- व्यंजन : क से म, रिक्त स्थान भरो, अक्षर का अक्षर से मिलान करो।
- वर्ष भर करवाए गए कार्य की दोहराई।

मार्च:

- वार्षिक मूल्यांकन (मई से फरवरी तक का संपूर्ण पाठ्यक्रम)

कविताएँ : बिल्ली गई दिल्ली, पानी बरसा छम-छम, हाथी राजा बहुत बड़े, बिल्ली मौसी, बंदर मामा पहन पायजामा, घंटा घर, छुक-छुक करती आई रेल।

MATHEMATICS

Note: Teacher will use CDs also wherever required.

April:

- Activity through smart class, Adjusting Child in new Environment.

May:

- Standing line, Sleeping line, Slanting line & 1,7,4,3 digits.

July and August:

- Curved line & 3, 5, 2, 6, 9, 8, 10 digits.
- 1-10 Counting full dots.
- Match the same digits, Circle the same number.

Monthly Evaluation (July and August)

September:

- Revision of the work completed from April to September.

Half Yearly Evaluation (All syllabus covered from April to September)

October:

- 1-20 Counting, Missing number, Count and Write, Dictation
- Count and Match the number, Count and Circle the correct number.

November:

- 1-30 Counting, Missing number, Count and Write, Dictation
- What comes after and between

Monthly Evaluation (October and November)

December:

- 1-40 Counting, Missing number, Count and Write, Dictation
- Circle the correct number.

January:

- 1-50 Counting, Missing number, Count and Write, Dictation.
- Circle the correct number, Count and Match the number.

Monthly Evaluation (December and January)

February:

- Revision of work completed during the year.

March:

Annual Evaluation (All syllabus covered from April to February)

G.K.

(Through Smart Class/ Oral)

- | | | | |
|-------------------------|---|---|----------------|
| ▪ Fruits name | : | Apple, Mango, Banana, Orange, Grapes. | (Aug.) |
| ▪ Vegetable name | : | Tomato, Onion, Potato, Carrot, Peas. | |
| | | Lesson : 4, 5, 6, 7, 8, 11 | |
| ▪ Animals name | : | Lion, Tiger, Elephant, Zebra, Dog, Cat. | (Sept.) |

Half Yearly Evaluation

- **Parts of Body name** : Head, Nose, Ear, Eye, Teeth. (Oct.)
Lesson : 12, 13, 14
 - **Birds name** : Duck, Owl, Crow, Cock, Hen. (Nov.)
Lesson : 15, 16, 17
 - **Class room objects** : Table, Chair, Chalk Board, Bench, Chalk. (Dec.)
Lesson : 18, 19
 - **Colours name** : Red, Blue, Yellow, Green, Black, White. (Jan.)
Lesson : 20, 21
 - **Shapes Recognition** : Circle, Square, Oval, Rectangle, Triangle. (Feb.)
- Revision of all the above titles in the month of February.
- Annual Evaluation** (All syllabus covered from April to February) (March)

Conversation

- 1) What is your name?
- 2) In which class do you read?
- 3) In which school do you read?
- 4) Where do you live?
- 5) What is your father's name?
- 6) What is your mother's name?
- 7) What is your class teacher's name?
- 8) What is your school principal's name?
- 9) How are you?

Moral Education

- 1) May I come in teacher?
- 2) May I go to drink water?
- 3) May I go to toilet?
- 4) Mam, please sharp my pencil
- 5) Good morning/ afternoon/evening/ night to Mam/ Parents.
- 6) Say Thank you.
- 7) Say Sorry.
- 8) Say Welcome.

Fruits Name :-



(स्फ़ल)



(बनाना)



(मैंगी)



(ग़ारेप्स)



(ओरेंज)



(वाटरमैलेन)

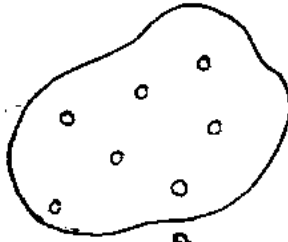
Vegetables Name :-



(टैमैटी)



(कैरेंट)




(पटैटी)



(ओनियन)



(रैडिश)



(पीज़)

Animals Name :-



(कैट)



(डॉग)



(लॉयन)



(मंकी)



(काओ)



(टाइगर)



(स्लिफैंट)

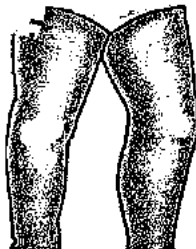
Parts of body :-



(आइज़)



(टीथ)



(लेग्स)



(इयरस)



(नौज़)



(हैंड)

Birds Name :-



(पिजन)



(हेन)



(कौ)



(डक)

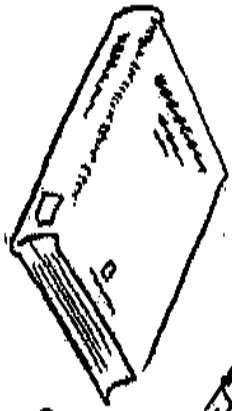


(कौक)

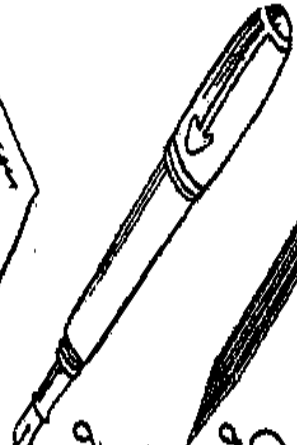


(पिकौक)

Classroom objects :-



(किताब)



(पेन)



पेसिल

(डेस्क)



(टेबल)




(चेयर)




(ब्लैक बोर्ड)

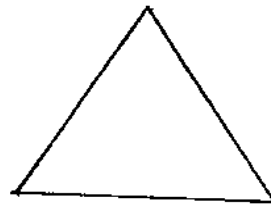
Shapes :-



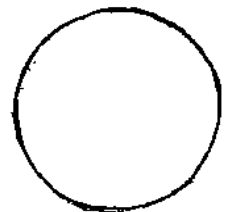
स्क्वेयर



रेक्टैंगल



ट्राइसंगल



(सरकल)