



DELHI WORLD PUBLIC SCHOOL, MOGA

HOLIDAY HOMEWORK




COMPUTER

GRADE 1

Happy Learning and Happy Holidays! 🌈



TOPICS COVERED:

-  Ch-1 Smart Machine
-  Ch-2 Uses of a Computer
-  Ch-3 Parts of a Computer

TOTAL MARKS
30



TASK - 1 (5 MARKS)

CIRCLE THE SMART MACHINES

Look around your home and identify smart machines. Draw or paste pictures of any 5 smart machines (example: washing machine, ATM, computer, microwave, mobile phone) and circle them.



TASK - 2 (5 MARKS)

COMPUTER AROUND ME

Draw a picture of a place where computers are used (school, hospital, bank, shop, railway station, etc.) and write one sentence about its use.

Example:

Computers are used in hospitals to keep records.



TASK - 3 (5 MARKS)

PARTS OF A COMPUTER ACTIVITY

Draw or paste a computer picture and label these parts:

- Monitor
- Keyboard
- Mouse
- CPU







Make it colorful.



TASK - 4 (5 MARKS)

MATCH & LEARN

Write and draw:

Machine	What it does
 Computer	<input type="checkbox"/> Helps us study
 ATM	<input type="checkbox"/> Gives money
 Washing Machine	<input type="checkbox"/> Washes clothes
 Calculator	<input type="checkbox"/> Solves sums





PORTFOLIO ACTIVITY (10 MARKS)

MY COMPUTER SCRAPBOOK

Create a small scrapbook (4-5 pages) with:

- ★ Page 1: Smart Machines around us
- ★ Page 2: Uses of Computer
- ★ Page 3: Parts of Computer
- ★ Page 4: Draw "My Dream Computer"



Presentation, creativity and neatness will be considered.



DELHI WORLD PUBLIC SCHOOL MOGA

— ★ STRIVING TOWARDS PERFECTION ★ —

GRADE 1 ENGLISH

HOLIDAY HOMEWORK

MARKS BREAKUP
SUBJECT ENRICHMENT ASSESSMENT (SEA)
20 MARKS
PORTFOLIO TASK
10 MARKS
TOTAL: 30 MARKS

SYLLABUS: LITERATURE – POEM 1: WHAT IF | CHAPTER 2: ROOSTER AND THE FOX | POEM 3: WHERE ARE YOU GOING?

1 MY FAVOURITE POEM **5 MARKS**

Read Poem 1: What if and answer the following..

- ★ Choose your favourite poem.
- ★ Draw your favourite part from the poem.
- ★ Write 4–5 lines on why you like it.

2 STORY SEQUENCE – ROOSTER AND THE FOX **5 MARKS**

Read Chapter 2: Rooster and the Fox.

A. Write 1–5 to show the correct order of events.

B. Write 4–5 lines on what lesson you learnt from the story.

3 WORD FUN **5 MARKS**

From the poems and the chapter, find and write:

- ★ 5 naming words (nouns) _____
- ★ 3 doing words (verbs) _____
- ★ 3 describing words (adjectives) _____
- ★ 2 rhyming words (any two pairs) _____

Now, make two sentences using any two words from each of the above.

1. _____

2. _____

4 LANGUAGE FUN **5 MARKS**

A. Write 5 naming words (nouns).

- _____
- _____
- _____
- _____
- _____

B. Write 5 doing words (verbs).

- _____
- _____
- _____
- _____
- _____


C. Use any 2 adjectives in meaningful sentences.

- _____
- _____

5 ENGLISH PORTFOLIO TASK **10 MARKS**

Make a creative English portfolio file with the following pages.

- ★ Cover Page – Write your name, class and decorate it.
- ★ Poem 1 Page – Write Poem 1: What if (any 4 lines) and draw.
- ★ Chapter 2 Page – Draw your favourite scene from Rooster and the Fox and write 4–5 lines.
- ★ Poem 3 Page – Write Poem 3: Where are you going? (any 4 lines) and draw.
- ★ Word Bank – Write 5 new words with their meanings and use any 3 in sentences.
- ★ My Thoughts Page – Write 3 things you enjoyed learning in English.



Note:

- ★ Make your portfolio neat, colourful and attractive.
- ★ Use drawings, colours, stickers or cut-outs.
- ★ Do your best work on your own.

INCLUDE:



Drawings/ Pictures



Colouring



Labels



Short Sentences



Neat Handwriting



Creativity



★ Use neat handwriting.



★ Do colouring wherever required.



★ Use A4 sheets or scrapbook/ file.

GENERAL INSTRUCTIONS

★ Encourage independent work by the child.



★ Submit the work neatly labelled with Name, Class & Sec.



Happy Learning & Happy Holidays!





DELHI WORLD PUBLIC SCHOOL MOGA



★ STRIVING TOWARDS PERFECTION ★

CLASS 1

EVS



HOLIDAY HOMEWORK

MARKS BREAKUP
SUBJECT ENRICHMENT ASSESSMENT (SEA)
20 MARKS
PORTFOLIO TASK
10 MARKS
TOTAL: 30 MARKS

1 IT'S ME - ALL ABOUT ME **5 MARKS**









Draw yourself and write 5 simple sentences about you.

- ★ My name is _____.
- ★ I am _____ years old.
- ★ I study in Class 1.
- ★ My favourite colour is _____.
- ★ My favourite toy is _____.




2 HEALTH IS WEALTH CHART **5 MARKS**

Look at the pictures and tick (✓) the good habits and cross (x) the bad habits.

 Eating healthy food <input type="checkbox"/>	 Brushing teeth <input type="checkbox"/>	 Watching too much TV <input type="checkbox"/>	 Sleeping early <input type="checkbox"/>
 Exercising daily <input type="checkbox"/>	 Eating too much junk <input type="checkbox"/>	 Washing hands <input type="checkbox"/>	 Using mobile phone <input type="checkbox"/>

3 MY FAMILY **5 MARKS**

Draw your happy family.
Write the names of your family members.



My family members are:

- _____
- _____
- _____
- _____
- _____



4 OUR NEIGHBOURHOOD FUN TASK **5 MARKS**

Look at the places given below. Paste or draw the places you see in your neighbourhood. Write one line about each place.



1. _____

2. _____

3. _____

4. _____

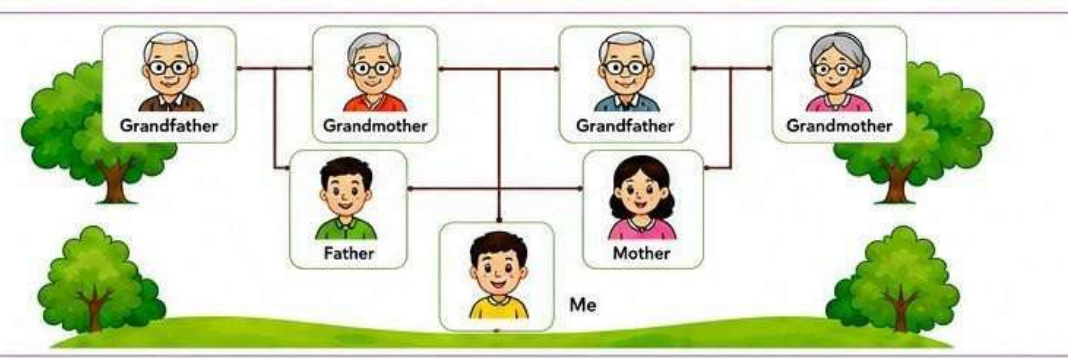
5. _____



5 MY FAMILY TREE

Create a Family Tree on an A4 sheet.



- ★ Paste or draw pictures of family members
- ★ Arrange systematically (grandparents → parents → self)
- ★ Write names clearly below each member
- ★ Develop understanding of relationships & family structure



5 MARKS

Include:

- ★ Neat work
- ★ Creativity
- ★ Correct order
- ★ Names written clearly

INCLUDE:

-  Drawings/ Pictures
-  Colouring
-  Simple Labels
-  Worksheets
-  Neat Handwriting
-  Creativity

GENERAL INSTRUCTIONS

- ★ Use neat handwriting.
- ★ Do colouring wherever required.
- ★ Use A4 sheets or scrapbook/ file.
- ★ Encourage independent work by the child.
- ★ Submit the work neatly labelled with Name & Class.



★ ★ Happy Learning & Happy Holidays! ★ ★



DELHI WORLD FOUNDATION HOLIDAY HOMEWORK

CLASS 1

हिंदी

सीखें आज, संवरें कल!



MARKS BREAKUP

4 TASKS × 5 MARKS
= 20 MARKS

PORTFOLIO TASK
10 MARKS

TOTAL: 30 MARKS

1 पढ़ो और समझो

(5 MARKS)

नीचे दिए गए पाठों को ध्यानपूर्वक पढ़ो और प्रश्नों के उत्तर दो।

★ पाठ 1 - अ (-) बिना मात्रा

आ (।) की मात्रा

★ पाठ 2 - इ, ई की मात्रा



प्रश्न -

1. 'अ' की क्या मात्रा होती है?
2. 'आ' की क्या मात्रा होती है?
3. 'इ' और 'ई' की मात्रा कैसे लिखते हैं?
4. अपने काँपी में पाँच-पाँच उदाहरण लिखो।



2 शब्द ज्ञान

(5 MARKS)

दिए गए अक्षरों से सही शब्द बनाओ और लिखो -

- क
म
त
न
र



3 वाक्य बनाओ

(5 MARKS)

नीचे दिए गए शब्दों से सुंदर वाक्य बनाओ -

1. फूल -
2. घर -
3. किताब -
4. आम -
5. स्कूल -



4 चित्र देखो और लिखो

(5 MARKS)

चित्र को देखकर उसका नाम लिखो
और एक पंक्ति लिखो -



5 पोर्टफोलियो कार्य

(10 MARKS)

एक सुंदर हिंदी पोर्टफोलियो फाइल बनाइए जिसमें निम्नलिखित पेज हों -


पेज 1 - अक्षर ज्ञान

अ, आ, इ, ई की मात्रा के
5-5 उदाहरण
लिखो और चित्र
बनाओ।



पेज 2 - शब्द चित्र

5 चित्र चिपकाओ
और उनके नाम
लिखो।



पेज 3 - वाक्य लेखन

अपने मनपसंद 5 शब्दों
से वाक्य लिखो और
सुंदर चित्र बनाओ।



पेज 4 - कविता / चित्र

अपनी पसंद की कोई
कविता लिखो या चित्र
बनाओ।



पेज 5 - मेरा परिचय

अपना नाम, कक्षा, पसंदीदा
खाना, खेल और रंग
लिखो और चित्र
बनाओ।



मूल्यांकन के आधार

- ✓ साफ-सुथरा लेखन
- ✓ सूजनात्मकता
- ✓ विषय की समझ
- ✓ समय पर कार्य पूरा करना



ध्यान दें - सभी कार्य साफ-सुथरे और सुंदर लेखन में करें। चित्र रंगीन बनाएं। समय पर कार्य पूरा करें।



शुभ अवकाश!





DELHI WORLD PUBLIC SCHOOL MOGA

★ Striving Towards Perfection ★

CLASS 1 – MATHEMATICS

HOLIDAY HOMEWORK



MARKS BREAKUP

SUBJECT ENRICHMENT ASSESSMENT (SEA) 20 MARKS

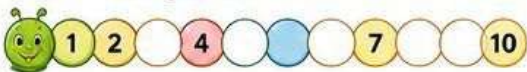
PORTFOLIO TASK 10 MARKS

TOTAL: 30 MARKS

1 NUMBERS UPTO 20 (5 MARKS)

Complete the following:

- Write numbers from 1 to 20.
- Fill in the missing numbers.



- Count the objects and write the number.



- Arrange the numbers in ascending order.



- Write the number that comes before, between and after.



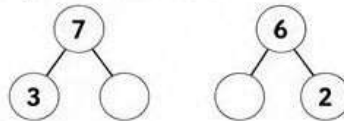
2 ADDITION UPTO 10 (5 MARKS)

Solve the following:

- Add using pictures and write the answer.



- Complete the number bonds.



- Fill in the missing numbers.

$4 + __ = 8$ $__ + 5 = 9$ $2 + __ = 6$

- Solve the addition sums.

$2 + 3 = __$ $4 + 5 = __$
 $1 + 6 = __$ $3 + 4 = __$

- Draw any objects to show addition.



3 SUBTRACTION UPTO 10 (5 MARKS)

Solve the following:

- Cross out and subtract.



How many are left? $__$

- Complete the subtraction sentences.

$7 - 2 = __$ $8 - 3 = __$
 $6 - 1 = __$ $9 - 5 = __$

- Count and write the answer.



- Fill in the missing numbers.

$5 - __ = 2$ $__ - 3 = 4$ $7 - __ = 5$

- Draw any objects to show subtraction.



4 ADDITION & SUBTRACTION UPTO 20 / NUMBERS UPTO 50 (5 MARKS)

Complete the following:

- Write numbers from 1 to 50.

1	2	3	4	5	6	7	8	9	10
11				15					20
21									30
31									40
41									50

- Fill in the missing numbers.



- Solve the sums.

$12 + 5 = __$ $18 - 6 = __$ $14 + 3 = __$
 $18 + 3 = __$ $20 - 8 = __$

- Compare using $>$, $<$ or $=$

$16 __ 19$ $8 __ 8$ $11 __ 9$

- Draw and colour groups of objects.



PORTFOLIO TASK (10 MARKS)

"FUN WITH NUMBERS"

Students will prepare a creative scrapbook/portfolio including:

- ★ Number chart (1 to 50)
- ★ Addition flower or tree activity
- ★ Subtraction picture activity
- ★ Number matching game
- ★ Counting objects activity
- ★ Short activity using shapes and colours

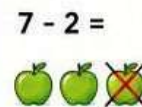
NUMBER CHART 1 TO 50

1	2	3	4	5	6	7	8	9	10
11	12	13	14	15	16	17	18	19	20
21	22	23	24	25	26	27	28	29	30
31	32	33	34	35	36	37	38	39	40
41	42	43	44	45	46	47	48	49	50

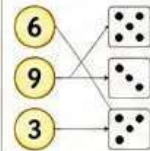
ADDITION FLOWER



SUBTRACTION ACTIVITY




NUMBER MATCHING



COUNTING ACTIVITY



SHAPES & COLOURS



Portfolio Instructions:

- Use A4 sheets / scrapbook file
- Neat handwriting and colouring
- Add labels and pictures
- Make the portfolio creative and attractive

INCLUDE:



Colouring



Drawings / Pictures



Labels



Number Practice



Neat Handwriting



Creativity



GENERAL INSTRUCTIONS



Complete the work neatly in scrapbook/ spiral file.



Use proper colouring and neat presentation.



Submit neatly labelled work with Name, Class & Section.





DELHI WORLD PUBLIC SCHOOL, MOGA

ਛੁੱਟੀਆਂ ਦਾ ਕੰਮ - ਪੰਜਾਬੀ



ਜਮਾਤ
ਪਹਿਲੀ

ਕੁੱਲ ਅੰਕ: 30

ਖੁਸ਼ੀਆਂ ਭਰੀ ਸਿੱਖਿਆ & ਖੁਸ਼ੀਆਂ ਭਰੀਆਂ ਛੁੱਟੀਆਂ!

ਕਾਰਜ-1: ਅੱਖਰ ਪਛਾਣ ਅਤੇ ਲਿਖੋ (5 ਨੰਬਰ)

ਪੰਜ ਤਸਵੀਰਾਂ ਚਿਪਕਾਓ ਜਾਂ ਬਣਾਓ ਕਿਸੇ ਵੀ ਚੀਜ਼ ਦੀਆਂ ਉਨ੍ਹਾਂ ਦੇ ਨਾਂ ਪੰਜਾਬੀ ਵਿੱਚ ਸਾਹਮਣੇ ਲਿਖੋ।

ਮੱਛੀ	ਘੜੀ	ਕਿਤਾਬ	ਕੱਪ	ਮੇਰ
.....

ਕਾਰਜ-2: ਮੇਰੇ ਮਨਪਸੰਦ ਫਲ (5 ਨੰਬਰ)

ਕੋਈ ਵੀ 5 ਫਲ ਬਣਾਓ ਅਤੇ ਉਹਨਾਂ ਵਿੱਚ ਰੰਗ ਭਰੋ ਅਤੇ ਹਰੇਕ ਤਸਵੀਰ ਦੇ ਨੀਚੇ ਉਸਦਾ ਨਾਂ ਪੰਜਾਬੀ ਵਿੱਚ ਲਿਖੋ।

ਸੇਬ	ਕੇਲਾ	ਸੰਤਰਾ	ਅੰਗੂਰ	ਅਨਾਰ
.....

ਕਾਰਜ-3: ਗਿਣਤੀ ਮਜ਼ਾ (5 ਨੰਬਰ)

ਪੰਜਾਬੀ ਵਿੱਚ ਸਾਫ ਸੁਥਰੀ ਗਿਣਤੀ ਲਿਖੋ 1-20 ਤੱਕ।

1 ਇੱਕ	2 ਦੋ	3 ਤਿੰਨ	4 ਚਾਰ	5 ਪੰਜ
6 ਛੇ	7 ਸੱਤ	8 ਅੱਠ	9 ਨੌਂ	10 ਦਸ
11 ਗਿਆਰਾਂ	12 ਬਾਰਾਂ	13 ਤੇਰਾਂ	14 ਚੌਦਾਂ	15 ਪੰਦਰਾਂ
16 ਸੋਲਾਂ	17 ਸਤਾਰਾਂ	18 ਅਠਾਰਾਂ	19 ਉੱਨੀ	20 ਵੀਹ

ਕਾਰਜ-4: ਮਿਲਾਓ ਅਤੇ ਪਛਾਣੋ (5 ਨੰਬਰ)

ਮਿਲਾਓ (ਇਸ ਵਰਕਸ਼ੀਟ ਨੂੰ ਕਾਪੀ ਵਿੱਚ ਚਿਪਕਾਓ)

1. ਗਾਂ	•	•	
2. ਮੱਛੀ	•	•	
3. ਕਾਂ	•	•	
4. ਮੇਰ	•	•	
5. ਬਿੱਲੀ	•	•	

ਕਾਰਜ-5: ਰੰਗਾਂ ਦੇ ਨਾ (5 ਨੰਬਰ)

ਰੰਗਾਂ ਦੇ ਨਾ ਲਿਖੋ

- _____
- _____
- _____
- _____
- _____



ਕਾਰਜ ਸਬੰਧੀ ਗਤੀਵਿਧੀ: "ਮੇਰੀ ਰੰਗੀਨ ਪੰਜਾਬੀ ਪੁਸਤਕ" (10 ਨੰਬਰ)

ਰੰਗਦਾਰ ਪੇਜ਼ਾਂ ਵਾਲੀ ਕਿਤਾਬ ਦਾ ਪ੍ਰਬੰਧ ਕਰੋ (4-5 ਪੇਜ਼) ਵਿੱਚ ਸ਼ਾਮਿਲ ਕਰੋ :

1. ਮੁਹਾਰਨੀ ਅ ਆ ਇ ਈ ਉ ਉ ਏ ਐ ਓ ਔ ਅੰ	2. ਮੁਕਤਾ ਅੱਖਰ ਕ ਖ ਗ ਘ ਙ ਚ ਛ ਜ ਝ ਞ ਟ ਠ ਡ ਢ ਠ ਤ ਥ ਦ ਧ ਨ ਪ ਫ ਬ ਭ ਮ ਯ ਰ ਲ ਵ ਝ ਸ ਲ ਖ ਗ ਜ ਫ	3. 5 ਫਲ 	4. 5 ਜਾਨੁਵਰ/ਪੰਛੀ 	5. ਪੰਜਾਬੀ ਗਿਣਤੀ 1-20 1. ਇੱਕ 11. ਗਿਆਰਾਂ 2. ਦੋ 12. ਬਾਰਾਂ 3. ਤਿੰਨ 13. ਤੇਰਾਂ 4. ਚਾਰ 14. ਚੌਦਾਂ 5. ਪੰਜ 15. ਪੰਦਰਾਂ 6. ਛੇ 16. ਸੋਲਾਂ 7. ਸੱਤ 17. ਸਤਾਰਾਂ 8. ਅੱਠ 18. ਅਠਾਰਾਂ 9. ਨੌਂ 19. ਉੱਨੀ 10. ਦਸ 20. ਵੀਹ
---	--	-------------	----------------------	--

ਖੁਸ਼ੀਆਂ ਭਰੀ ਸਿੱਖਿਆ & ਖੁਸ਼ੀਆਂ ਭਰੀਆਂ ਛੁੱਟੀਆਂ!

