

# DELHI WORLD PUBLIC SCHOOL MOGA

— ★ STRIVING TOWARDS PERFECTION ★ —

## CLASS 6 SCIENCE

# HOLIDAY HOMEWORK

**MARKS BREAKUP**

**SUBJECT ENRICHMENT  
ASSESSMENT (SEA)  
20 MARKS**

**PORTFOLIO TASK  
10 MARKS**

**TOTAL: 30 MARKS**



### 1 THE WONDERFUL WORLD OF SCIENCE

5 MARKS

Answer the following questions in 4–5 lines each.

1. What is science?
2. Name any two scientists and write one contribution of each.
3. Name any two inventions that have made our lives easier.
4. How does science help in our daily life?
5. Write any three tools used by scientists in their work.



### 2 DIVERSITY IN THE LIVING WORLD

5 MARKS

Answer the following questions.

1. What is diversity? Why is it important?
2. Classify the following living things into Plants, Animals and Microorganisms.

Mango tree	Dog	Mushroom	Yeast
Rose plant	Eagle	Bacteria	
Grass	Earthworm	Algae	

3. Write one adaptation of a plant and one of an animal that helps them survive.
4. Give two examples of microorganisms and write their usefulness.
5. Why should we conserve living things?




### 3 MINDFUL EATING: A PATH TO A HEALTHY BODY

5 MARKS

Answer the following questions.

1. What is meant by healthy eating?
2. Draw a 'Healthy Plate' and label the food groups.
3. Write any three healthy foods that we should eat daily.
4. Write any two unhealthy foods we should avoid.
5. How does mindful eating help us?



### 4 CITIZENS IN ACTION

5 MARKS

Answer the following questions.

1. What does it mean to be a good citizen?
2. Write any three ways you can help in keeping your surroundings clean.
3. How can you save water in daily life?
4. Write any two ways we can help people in our community.
5. Why is it important to follow rules?



### 5 SCIENCE PORTFOLIO TASK: MODEL ON FOOD PYRAMID

10 MARKS

Make a 3D Food Pyramid model using cardboard. Show different food groups arranged according to the quantity required in daily life – from the most needed at the base to the least at the top.



- ★ Use cardboard to make a proper 3D pyramid shape
- ★ Divide the pyramid into layers – one for each food group
- ★ Label each layer with the food group name (e.g., Grains, Vegetables, Fruits, Dairy, Protein, Fats & Sugars)
- ★ Paste or draw pictures of foods in each layer
- ★ The base (widest) layer = foods eaten most (grains, cereals)
- ★ The top (smallest) layer = foods eaten least (fats, sweets)
- ★ Use different colours for each layer to make it attractive
- ★ Write the recommended daily quantity or servings next to each layer
- ★ The model should be neat, sturdy, and clearly labelled

What to include in your portfolio:

- Clear photos of your model (front view)
- Neatly written information
- A short note on the importance of eating a balanced diet



**INCLUDE:**



Drawings/  
Pictures



Colouring



Labels



Short  
Sentences



Neat  
Handwriting



Creativity



- ★ Use neat handwriting.

- ★ Do colouring wherever required.


- ★ Use A4 sheets or scrapbook/file.

### GENERAL INSTRUCTIONS

- ★ Encourage independent work by the child.




- ★ Submit the work neatly labelled with Name, Class & Sec.



**Happy Learning & Happy Holidays!**





# DELHI WORLD PUBLIC SCHOOL, MOGA




# HOLIDAY HOMEWORK

## COMPUTER – GRADE 6

*Happy Learning and Happy Holidays!*




### TOPICS COVERED

-  Ch-1 Introduction to Artificial Intelligence
-  Ch-2 Areas of Artificial Intelligence
-  Ch-3 Data Science

### TASK – 1 (5 MARKS)

#### INTRODUCTION TO ARTIFICIAL INTELLIGENCE

- Answer the following questions.
1. What is Artificial Intelligence (AI)?
  2. Write any three real-life examples of AI.
  3. How does AI make our life easier?
  4. Name any two devices that use AI.
  5. Draw a robot and write one use of it.



### TASK – 2 (5 MARKS)

#### AREAS OF ARTIFICIAL INTELLIGENCE

Identify the areas of AI shown in the pictures and write a short description of each.



1. \_\_\_\_\_
2. \_\_\_\_\_



1. \_\_\_\_\_
2. \_\_\_\_\_



3. \_\_\_\_\_
3. \_\_\_\_\_



3. \_\_\_\_\_
4. \_\_\_\_\_

### TASK – 3 (5 MARKS)

#### DATA SCIENCE

- A. Define the following terms.
1. Data \_\_\_\_\_
  2. Information \_\_\_\_\_
  3. Data Science \_\_\_\_\_

B. Classify the following as Qualitative (or) Quantitative Data.

Data	Type (Qualitative/Quantitative)
1. Your favourite colour	
2. Temperature of Delhi today	
3. Names of fruits	
4. Height of your friend	
5. Number of siblings	

- C. Write any two uses of Data Science in real life.
1. \_\_\_\_\_
  2. \_\_\_\_\_

### TASK – 4 (5 MARKS)

#### MATCH & LEARN

Match the following.

- |                                |     |  |
|--------------------------------|-----|--|
| 1. Machine Learning            | • • | Helps machines understand human speech and text              |
| 2. Natural Language Processing | • • | Enables machines to see and understand images                |
| 3. Computer Vision             | • • | Creates intelligent robots to perform tasks                  |
| 4. Robotics                    | • • | Uses data to find patterns and make decisions                |
| 5. Data Science                | • • | Machines learn from data without being programmed explicitly |

Use colourful lines to match.

## TOTAL MARKS

# 30

- Task-1: 5 Marks
- Task-2: 5 Marks
- Task-3: 5 Marks
- Task-4: 5 Marks
- Portfolio: 10 Marks



### PORTFOLIO ACTIVITY (10 MARKS)


#### MY AI & DATA SCIENCE PROJECT BOOK

Create a 4-5 page scrapbook on the given topics.



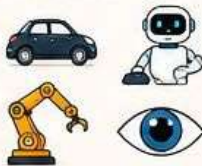
#### PAGE 1

What is Artificial Intelligence?




#### PAGE 2

Areas of Artificial Intelligence



#### PAGE 3

Introduction to Data Science



#### PAGE 4

Real-life Applications of AI and Data Science



#### PAGE 5

Future of AI and Data Science



Presentation, creativity and neatness will be considered.





# DELHI WORLD PUBLIC SCHOOL MOGA



★ STRIVING TOWARDS PERFECTION ★

GRADE 6

ENGLISH

## HOLIDAY HOMEWORK

SYLLABUS: Unit-1: It's Back to School Again | Unit-2: The Day Nothing Happened | Unit-3: A Bad-Luck Face | Unit-4: Summer Sun

### MARKS BREAKUP

- TASK 1 (SPEAKING) 5 MARKS
- TASK 2 (LISTENING) 5 MARKS
- TASK 3 (LITERATURE & ART) 5 MARKS
- TASK 4 (GRAMMAR & VOCAB) 5 MARKS

PORTFOLIO (OUT OF 10) 10 MARKS

**TOTAL: 30 MARKS**

### 1 SPEAKING SKILLS TASK

5 MARKS

#### "My School, My Pride"

Prepare a 2-3 minute speech on:

#### "Why School Is Important in Our Life"

Include:

- ★ Your daily school routine
- ★ What you like about your school
- ★ What you learn in school
- ★ Good habits you follow
- ★ A strong concluding line



CRITERIA:

- ✓ Fluency & Confidence
- ✓ Clear Pronunciation
- ✓ Expression & Eye Contact
- ✓ Content Relevance

- ★ Students must be ready for oral presentation after the vacations.

### 2 LISTENING SKILLS TASK

5 MARKS

Listen to the story (Audio/Video):

#### "The Donkey and His Shadow"

(Available on YouTube – Kids Hut)



Answer the following questions:

1. What was the donkey looking at in the water?
2. What did the donkey think the other donkey had?
3. What happened when the donkey tried to get it?
4. What lesson did the donkey learn?
5. Write any two new words you learnt from the story with their meanings.



INSTRUCTIONS:

- Write answers in complete sentences.
- Attempt neatly in your notebook.

### 3 LITERATURE & ART TASK

5 MARKS

From the chapter:

#### "The Day Nothing Happened"

Imagine you are the narrator of the story.

Write a diary entry about that day when nothing happened.

Include:

- ★ How you felt
- ★ What you did at home
- ★ What you learnt from the day
- ★ A hope for tomorrow



Also Include:

A small hand-drawn illustration related to the chapter.



CRITERIA:

- ✓ Creativity
- ✓ Understanding of the chapter
- ✓ Expression of feelings
- ✓ Neatness & Presentation

### 4 GRAMMAR & VOCABULARY ENRICHMENT

5 MARKS

From the following units:

- Unit-1: It's Back to School Again
- Unit-2: The Day Nothing Happened
- Unit-3: A Bad-Luck Face
- Unit-4: Summer Sun

Do the following:

- ★ Choose 5 new words from each unit.

For every word, write:

- 1 Meaning
- 2 Synonym
- 3 Sentence of your own

**TOTAL WORDS = 20**



### 5 ENGLISH PORTFOLIO TASK

OUT OF 10


Prepare a creative English Portfolio File on the theme:

#### "My World, My Stories"



#### 1 COVER PAGE

Creative title and decoration



#### 2 STUDENT INTRODUCTION

Write a short introduction about yourself.



#### 3 LEARNING REFLECTION

What did you learn from each English unit?



#### 4 FAVOURITE UNIT REVIEW

Write about your favourite unit and why you liked it.



#### 5 INSPIRATIONAL QUOTE PAGE

Write one inspirational quote with decoration.




#### 6 CREATIVE PAGE

Choose any one:  
Poem / Story / Article / Paragraph / Doodle / Collage



#### 7 READING LOG

Mention one English story or book you read during holidays.



#### 8 SELF-ASSESSMENT

"How I can improve my English skills."



CRITERIA:

- ★ Creativity & Originality
- ★ Language Accuracy
- ★ Presentation
- ★ Completion of all components



INCLUDE:



Drawings/ Pictures



Colouring wherever required



Labels & Headings



Neat Handwriting



Creativity & Original Work

#### → GENERAL INSTRUCTIONS

- ★ Complete all tasks neatly in your English notebook/file.
- ★ Use A4 sheets or a scrapbook/file for the portfolio.
- ★ Use colours, drawings, stickers and creative presentation.



Submission date will be informed later by the school.  
Do your best work independently.



★ ★ ★ ★ ★ Happy Holidays! Keep Learning, Keep Growing! ★ ★ ★ ★ ★



# DELHI WORLD PUBLIC SCHOOL MOGA

★ STRIVING TOWARDS PERFECTION ★

GRADE 6

हिंदी

## HOLIDAY HOMEWORK

### MARKS BREAKUP

TASK 1 (पठन-कथन)	5 MARKS
TASK 2 (श्रवण)	5 MARKS
TASK 3 (व्याकरण)	5 MARKS
TASK 4 (सूचनात्मक लेखन)	5 MARKS

PORTFOLIO (OUT OF 10) 10 MARKS

**TOTAL: 30 MARKS**

**अप्रैल पाठ्यक्रम:** पाठ-1 (बंदना) | पाठ-2 (हमारी रेलें) | पाठ-3 (हींगवाला) | **व्याकरण:** पाठ-1 (भाषा, बोली, लिपि और व्याकरण) | पाठ-2 (वर्ण-विचार और उच्चारण) | पाठ-3 (संधि) | पाठ-16 (लिंग) | पाठ-39 अनुच्छेद (प्रातः काल की सैर)

**मई पाठ्यक्रम:** पाठ-4 (शिष्टाचार) | पाठ-5 (पृथ्वी का स्वर्ग) | **व्याकरण:** पाठ-4 (शब्द विचार) | पाठ-6 (विलोम शब्द)

### 1 पठन-कथन कार्य

5 MARKS

**विषय:** "मेरा प्रिय त्योहार"

2-3 मिनट का मौखिक भाषण तैयार कीजिए।

**बिंदु:**

- ★ त्योहार का नाम
- ★ कब और कैसे मनाते हैं
- ★ इसका महत्व
- ★ आपको यह क्यों पसंद है
- ★ समापन



**मूल्यांकन बिंदु:**

- ✓ विचारों की स्पष्टता
- ✓ उच्चारण और प्रवाह
- ✓ आत्मविश्वास
- ✓ विषय की प्रासंगिकता

★ विद्यार्थियों को अवकाश के बाद मौखिक प्रस्तुति के लिए तैयार रहना होगा।

### 2 श्रवण कार्य

5 MARKS

निम्नलिखित ऑडियो/पॉडकास्ट को ध्यानपूर्वक सुनिए-



**विषय:** "भारतीय रेल का इतिहास और महत्व"  
(YouTube / Spotify / किसी भी विश्वसनीय स्रोत से)

निम्नलिखित प्रश्नों के उत्तर लिखिए-

1. भारत में पहली रेल कब चली?
2. भारतीय रेल को क्यों जीवन रेखा कहा जाता है?
3. रेल यात्रा से क्या-क्या लाभ होते हैं?
4. रेल का हमारे देश के विकास में क्या योगदान है?
5. इस ऑडियो से आपने क्या सीखा?

**निर्देश:**

- ★ उत्तर पूरे वाक्यों में लिखें।
- ★ उत्तर अपनी कॉपी में लिखें।
- ★ ऑडियो का नाम/लिंक अवश्य लिखें।



### 3 व्याकरण कार्य

5 MARKS

A. सही विकल्प चुनिए-

1. 'विद्यालय' किस प्रकार का शब्द है?  
(क) संज्ञा (ख) सर्वनाम (ग) विशेषण (घ) क्रिया
2. "राम + ईश्वर" में कौन-सी संधि है?  
(क) स्वर संधि (ख) व्यंजन संधि (ग) विसर्ग संधि (घ) कोई नहीं
3. "अच्छा-बुरा" में कौन-सा समास है?  
(क) द्वंद्व (ख) तत्पुरुष (ग) बहुव्रीहि (घ) अव्ययीभाव

B. लिंग बदलिए-

1. अध्यापक - \_\_\_\_\_
2. नायक - \_\_\_\_\_
3. बैल - \_\_\_\_\_

C. वचन बदलिए-

1. लड़की - \_\_\_\_\_
2. पुस्तक - \_\_\_\_\_
3. बालक - \_\_\_\_\_



### 4 सूचनात्मक लेखन

5 MARKS

निम्नलिखित विषयों में से किसी एक पर 120-150 शब्दों में लिखिए-

- ★ 1. प्रातः काल की सैर के लाभ
- ★ 2. यदि मैं पक्षी होता
- ★ 3. शिष्टाचार का महत्व
- ★ 4. मेरी पसंदीदा जगह



### 5 हिंदी पोर्टफोलियो कार्य

(OUT OF 10 MARKS)

एक सुंदर हिंदी पोर्टफोलियो फाइल बनाइए। निम्नलिखित पृष्ठ तैयार करें-

#### 1. आवरण पृष्ठ

अपना नाम, कक्षा, विषय, सत्र लिखें।



#### 2. कविता पृष्ठ

पाठ "बंदना" की 4-5 पंक्तियाँ सुंदर लेखन में लिखें और चित्र बनाएं।



#### 3. लेखन पृष्ठ

पाठ "हमारी रेलें" पर 5 वाक्य लिखें और रेल का चित्र चिपकाएँ/बनाएँ।



#### 4. कहानी पृष्ठ

पाठ "हींगवाला" की कहानी का संक्षिप्त सार अपने शब्दों में लिखें। चित्र बनाएं।



#### 5. व्याकरण पृष्ठ

संधि, लिंग, वचन, संज्ञा, विलोम शब्द के 5-5 उदाहरण लिखें।



#### 6. रचनात्मक पृष्ठ

पाठ "हम पंछी उन मुक्त गगन के" पर चित्र/कोलाज बनाएं।



#### 7. मेरे विचार

"मैंने इन पाठों से क्या सीखा?" 5 पंक्तियाँ लिखें।



**मूल्यांकन मानदंड:**

- ✓ रचनात्मकता एवं मौलिकता
- ✓ स्वच्छता और सुंदर लेखन
- ✓ व्याकरण शुद्धता
- ✓ सभी पृष्ठों की पूर्णता
- ✓ प्रस्तुति



INCLUDE:



साफ और सुंदर लिखावट करें।



रंग भरें और सजाएं



चित्र बनाएं और सजाएं



शीर्षक लगाएं



छोटी पंक्तियाँ लिखें।

⇒ GENERAL INSTRUCTIONS ⇒

- ★ सभी कार्य अपनी कॉपी/फाइल में करें।
- ★ स्वयं करें, नकल न करें।
- ★ कार्य समय पर और साफ-सुथरा होना चाहिए।



**शुभ अवकाश!**





# DELHI WORLD PUBLIC SCHOOL MOGA

★ Striving Towards Perfection ★

## CLASS 6 – MATHEMATICS HOLIDAY HOMEWORK



### MARKS BREAKUP

SUBJECT ENRICHMENT  
ASSESSMENT (SEA)  
20 MARKS

PORTFOLIO TASK  
10 MARKS

TOTAL: 30 MARKS

### 1 PATTERNS IN MATHEMATICS

(5 MARKS)

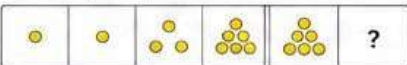
1. Identify and continue the number patterns.

- 2, 5, 8, 11, 14, \_\_\_\_\_, \_\_\_\_\_, \_\_\_\_\_
- 1, 4, 9, 16, 25, \_\_\_\_\_, \_\_\_\_\_, \_\_\_\_\_
- 3, 6, 12, 24, 48, \_\_\_\_\_, \_\_\_\_\_, \_\_\_\_\_

2. Create your own geometric pattern using shapes.



3. Solve the pattern puzzle.



4. Write the rule followed in the given pattern.

6, 12, 18, 24, 30, \_\_\_\_\_, \_\_\_\_\_, \_\_\_\_\_

Rule: \_\_\_\_\_

5. Draw a colourful rangoli / tile pattern using mathematical designs.



### 2 DATA HANDLING & PRESENTATION

(5 MARKS)

1. The following data shows the favourite fruits of 10 students in a class.

Fruits: Apple, Mango, Banana, Apple, Orange, Mango, Banana, Apple, Grapes, Mango


2. Make a tally chart.

Fruits	Tally	Number of Students
Apple		
Mango		
Banana		
Orange		
Grapes		

3. Draw a pictograph. (Use = 1 student)

Apple	
Mango	
Banana	
Orange	
Grapes	

4. Represent the data in a bar graph.




5. Write any three observations from the graph.

- \_\_\_\_\_
- \_\_\_\_\_
- \_\_\_\_\_

### 3 PERIMETER & AREA

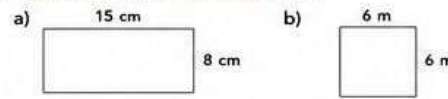
(5 MARKS)

1. Find the perimeter of the following shapes.



Perimeter = \_\_\_\_\_ Perimeter = \_\_\_\_\_

2. Find the area of the following shapes.



Area = \_\_\_\_\_ Area = \_\_\_\_\_

3. Draw a rectangle of length 9 cm and breadth 5 cm. Label its dimensions.



4. Compare the perimeter and area of the following rectangles.

Rectangle	Length	Breadth	Perimeter	Area
A	10 cm	6 cm		
B	8 cm	8 cm		

5. Solve the word problems.

- A rectangular garden is 20 m long and 15 m wide. Find its perimeter. \_\_\_\_\_
- The floor of a room is 12 m long and 8 m wide. Find the area of the floor. \_\_\_\_\_



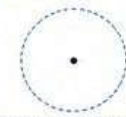
### 4 PLAYING WITH CONSTRUCTIONS

(5 MARKS)

1. Draw line segments of the following lengths.

- 6.5 cm
- 8 cm
- 10.2 cm

2. Draw a circle of radius 3.5 cm.



3. Construct the following angles using a protractor.

- 45°
- 90°
- 120°



4. Draw the following.

- A pair of parallel lines.
- A pair of perpendicular lines.



5. Make a creative geometrical design using constructions.




### PORTFOLIO TASK (10 MARKS)

#### "MATHS CREATIVE WORLD"

Make a creative scrapbook / portfolio including:

- ★ Pattern art activity
- ★ Tally chart and bar graph
- ★ Perimeter and area activity
- ★ Geometrical constructions
- ★ Real-life maths applications
- ★ Colourful mathematical puzzles/ designs


#### PATTERN ART



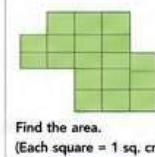
#### TALLY CHART

Item	Tally	Number

#### BAR GRAPH



#### AREA ACTIVITY



Find the area.  
(Each square = 1 sq. cm)

#### CONSTRUCTIONS



#### REAL LIFE MATHS



#### Portfolio Instructions:

- Use A4 sheets / scrapbook file
- Neat handwriting and colouring
- Add labels and pictures
- Make the portfolio creative and attractive



#### INCLUDE:



Colouring



Drawings / Pictures



Labels

123

Mathematical Practice



Neat Handwriting



Creativity

#### ★ GENERAL INSTRUCTIONS ★



Complete the work neatly in scrapbook/ spiral file.



Use proper colouring and neat presentation.



Submit neatly labelled work with Name, Class & Section.





# DELHI WORLD PUBLIC SCHOOL MOGA

—★ Striving Towards Perfection ★—

## CLASS 6 – SOCIAL SCIENCE (SST)

# HOLIDAY HOMEWORK



**MARKS BREAKUP**

**SUBJECT ENRICHMENT ASSESSMENT (SEA)**

**20 MARKS**

**PORTFOLIO TASK**

**10 MARKS**


**TOTAL: 30 MARKS**

### 1 LOCATING PLACES ON THE EARTH

(5 MARKS)

Answer the following:

1. What is a globe and why is it important?
2. Differentiate between latitudes and longitudes.
3. Name the important heat zones of the Earth.
4. Locate and label the following on the world map:
  - Equator
  - Prime Meridian
  - North Pole
  - South Pole
5. Draw a compass and mark the four cardinal directions.

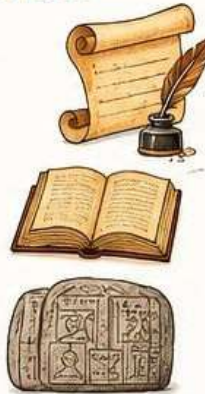


### 2 TIMELINE & SOURCES OF HISTORY

(5 MARKS)

Complete the following:

1. What is history?
2. Name any three sources used to study history.
3. Draw a simple timeline of your life showing 5 important events.
4. Paste or draw pictures of any two historical objects/sources.
5. Why are monuments and manuscripts important?



### 3 INDIA THAT IS BHARAT (EK BHARAT SHRESHTHA BHARAT)

(5 MARKS)

Integrated Activity

1. Compare Punjab and Andhra Pradesh on:
  - Food
  - Dress
  - Festivals
  - Language
2. Paste pictures representing both states.
3. Write 5 lines on "Unity in Diversity."
4. Locate both states on the India political map.



THIS YEAR, PUNJAB IS PAIRED WITH **ANDHRA PRADESH** UNDER EK BHARAT SHRESHTHA BHARAT.

### 4 FAMILY & COMMUNITY

(5 MARKS)

Answer the following:

1. What is a family?
2. Differentiate between joint family and nuclear family.
3. How can we help our community?
4. Write 5 good values learned from family.
5. Make a "Community Helpers" chart with pictures.



#### COMMUNITY HELPERS





### PORTFOLIO TASK – MY INDIA, MY COMMUNITY (10 MARKS)

Create a creative scrapbook / portfolio on:

#### "My Family, My Community & My India"

Include the following:

- ★ Family tree with pictures
- ★ Community helpers around you
- ★ Festivals celebrated in Punjab
- ★ Information about Andhra Pradesh (our paired state)
- ★ One hand-drawn India political map
- ★ A short paragraph on "Why Unity is Important"



Portfolio Instructions:

- Use A4 sheets / scrapbook file
- Neat handwriting and colouring
- Add labels and pictures
- Make it creative and well-presented



INCLUDE:



Drawings / Pictures



Colouring



Labels



Short Sentences



Neat Handwriting



Creativity

### ★ GENERAL INSTRUCTIONS ★



Use neat handwriting.



Do colouring wherever required.



Use A4 sheets or scrapbook/spiral file.



Encourage independent work by the child.



Submit the work neatly labelled with Name, Class & Sec.



Happy Learning & Happy Holidays!



# DELHI WORLD PUBLIC SCHOOL, MOGA

Under the Aegis of Delhi World Foundation



## ਪੰਜਾਬੀ ਛੁੱਟੀਆਂ ਦਾ ਕੰਮ



ਜਮਾਤ : ਛੇਵੀਂ (VI)  
ਕੁੱਲ ਅੰਕ : 30

### 1 ਕਾਰਜ-1 : ਪਾਤਰ ਚਿਤਰਨ (5 Marks)

ਹੇਠਾਂ ਦਿੱਤੇ ਪਾਠਾਂ ਵਿੱਚੋਂ ਕੋਈ ਵੀ ਇੱਕ ਪਾਤਰ ਚੁਣੋ:

- ❖ ਅਕਲ ਦੀ ਜਿੱਤ
- ❖ ਮੈਂ ਪ੍ਰਸਤਰ ਅਨਮੋਲ
- ❖ ਬਾਬੇ ਦਾ ਪੁੱਤਰ



ਕਿਸੇ ਇੱਕ ਪਾਤਰ ਦਾ ਚਰਿੱਤਰ ਚਿਤਰਨ 10-12 ਲਾਈਨਾਂ ਵਿੱਚ ਉਦਾਹਰਨਾਂ ਸਹਿਤ ਲਿਖੋ।

✍ ਸਾਫ਼ ਅਤੇ ਸੁੰਦਰ ਲਿਖਾਈ ਦਾ ਧਿਆਨ ਰੱਖੋ।

### 2 ਕਾਰਜ-2 : ਸੁਣਨ ਅਤੇ ਬੋਲਣ ਕੌਸ਼ਲ (5 Marks)



ਵੀਡੀਓ ਲਿੰਕ ਸੁਣੋ:

[https://youtu.be/PJcX4nGf1bq?si=IGJE\\_c616clh8J0B](https://youtu.be/PJcX4nGf1bq?si=IGJE_c616clh8J0B)

ਹੇਠਾਂ ਦਿੱਤੇ ਪ੍ਰਸ਼ਨਾਂ ਦੇ ਉੱਤਰ ਲਿਖੋ:

1. ਰਮੇਸ਼ ਦੇ ਬੱਚਿਆਂ ਦਾ ਕੀ ਨਾਂ ਸੀ?
2. ਪਿੰਡ ਵਿੱਚ ਕਿਹੜਾ ਰਿਵਾਜ ਨਹੀਂ ਸੀ?
3. ਮੀਨਾ ਦੇ ਭਰਾ ਦਾ ਕੀ ਨਾਂ ਸੀ?
4. ਸੀਤਾ ਨੇ ਮੀਨਾ ਦਾ ਹੌਸਲਾ ਦੇਖ ਕੇ ਕੀ ਕੀਤਾ?
5. ਪਿੰਡ ਵਿੱਚ ਕਿਹੜੀ ਵੱਡੀ ਗੱਲ ਸੀ?
6. ਮੀਨਾ ਦੀ ਕਹਾਣੀ ਤੋਂ ਕੀ ਸਿੱਖਿਆ ਮਿਲਦੀ ਹੈ?



ਬੋਲਣ ਕੌਸ਼ਲ:

ਵੀਡੀਓ ਸੁਣਨ ਤੋਂ ਬਾਅਦ ਤੁਹਾਨੂੰ ਕੀ ਸਿੱਖਿਆ ਮਿਲਦੀ ਹੈ, ਉਸ ਬਾਰੇ ਆਪਣੇ ਸ਼ਬਦਾਂ ਵਿੱਚ ਇੱਕ ਜੁਬਾਨੀ ਪੈਰਾ ਤਿਆਰ ਕਰੋ।

### 3 ਕਾਰਜ-3 : ਚਿੱਤਰ ਵਰਣਨ (5 Marks)

ਕੋਈ ਵੀ ਅਰਥਪੂਰਕ ਤਸਵੀਰ ਬਣਾਓ ਜਾਂ ਚਿਪਕਾਓ ਅਤੇ ਉਸ ਬਾਰੇ 10-12 ਲਾਈਨਾਂ ਪੰਜਾਬੀ ਵਿੱਚ ਲਿਖੋ।



★ ਆਪਣੀ ਕਲਪਨਾ ਅਤੇ ਰਚਨਾਤਮਕਤਾ ਦਾ ਪ੍ਰਦਰਸ਼ਨ ਕਰੋ।

### 4 ਕਾਰਜ-4 : ਅਨੋਖਾ ਪੰਜਾਬ (5 Marks)

ਇੱਕ ਸੁੰਦਰ ਪੇਸ਼ ਤਿਆਰ ਕਰੋ ਜੋ ਪੰਜਾਬੀ ਸੱਭਿਆਚਾਰ, ਖਾਣ-ਪੀਣ ਅਤੇ ਪਹਿਰਾਵੇ ਨੂੰ ਦਰਸਾਵੇ।

ਇਸ ਬਾਰੇ 8-10 ਲਾਈਨਾਂ ਪੰਜਾਬੀ ਵਿੱਚ ਲਿਖੋ।



### ਕਾਰਜ ਸੰਬੰਧੀ ਗਤੀਵਿਧੀ : "ਮੇਰੀ ਪੰਜਾਬੀ ਰਚਨਾਤਮਕ ਛਾਈਲ" (10 Marks)

ਕਾਰਜ ਸੰਬੰਧੀ ਛਾਈਲ ਤਿਆਰ ਕਰੋ (5-6 ਪੇਜ) ਜਿਸ ਵਿੱਚ ਸ਼ਾਮਲ ਕਰੋ:



ਨਾਂਵ



ਪੜਨਾਵ



ਲਿੰਗ



ਅਨੋਕਾ ਸ਼ਬਦਾਂ ਲਈ ਇੱਕ ਸ਼ਬਦ



ਮੁਹਾਵਰੇ



ਚਿੱਤਰ ਵਰਣਨ



ਇੱਕ ਪਾਠ ਦਾ ਸੰਖੇਪ ਵਰਣਨ ਉਦਾਹਰਨਾਂ ਸਹਿਤ

ਖੁਸ਼ੀਆਂ ਭਰੀ ਸਿੱਖਿਆ & ਖੁਸ਼ੀਆਂ ਭਰੀਆਂ ਛੁੱਟੀਆਂ!

