



# ENGAGEMENT

**NAME :**

**CLASS : KG    SEC :**

# Fun Fiesta ..... Vacation Time



Summer holidays are finally here With  
Doremon - let's clap 'n' cheer!



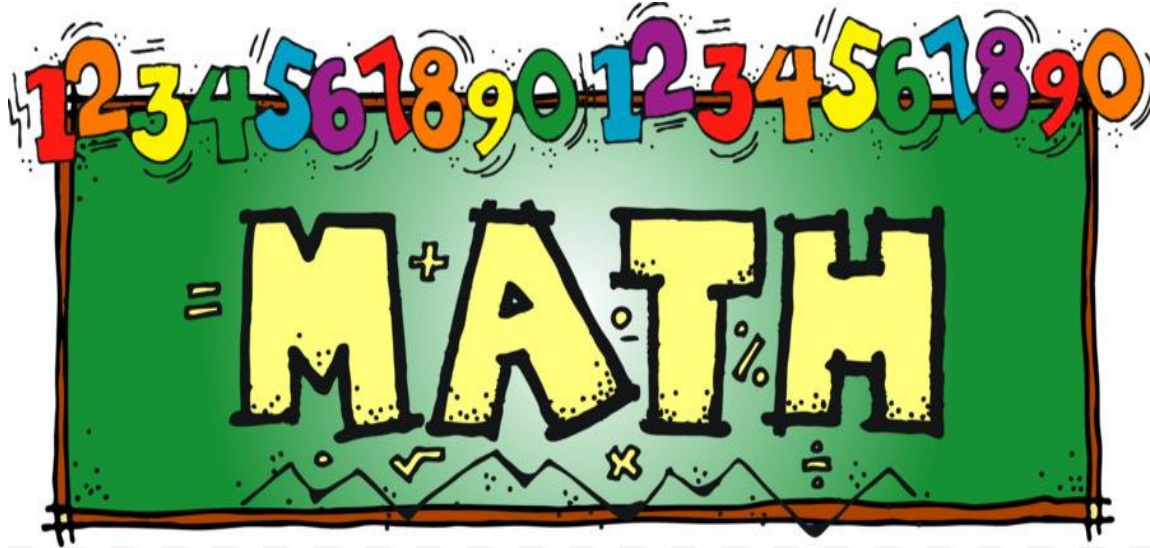
Long days to have loads of fun  
Friends, Family- with each one!



Pick up a hobby or learn new things  
Read, solve puzzles or simply chill!



Work, enjoy, have fun and you will reach high,  
You are GOENKAN - aim for the sky!



Number sense is important because it encourages students to think flexibly and promotes Confidence. For this, let's do one activity:

## " LISTEN AND IDENTIFY"

### How to do:-

Parents will speak any number from the box as shared below and child is supposed to cut/circle the same number. This activity is similar to Tambola game.

### 1. Calling Numbers (1 to 20)

16	20	5	6
17	2	19	1
4	13	7	8
14	18	9	15
10	12	3	11

## 2. Calling Numbers (21 to 40)

21	28	40	25
29	35	22	38
34	39	31	27
36	23	37	32
26	30	33	24

## 3. Calling Numbers (41 to 60)

50	43	51	45
41	57	53	58
52	46	42	54
44	55	49	47
56	48	59	60



## Color by Code

1. a=red      am=blue      an=green

am	a	an	am
a	am	a	an
an	a	an	am







2. and=yellow      at=orange      can=red

at	and	can	at
can	at	can	and
at	and	can	at

I can write a sentence with one of my sight words !



# ROLL AND READ

	cat	fat	sat	rat
	man	pan	tan	fan
	mat	vat	pat	hat
	can	ran	man	pan
	fat	rat	hat	vat
	tan	Fan	can	man

## My 'an' family

Come in my



Soup is in a



My dad is a



The boy just



Cook with a



Cool off with a



'at'  
Family Words

Write the correct letters  
to complete each word  
below:

Write the word  
on the line.



---- at

Handwriting practice lines for the word 'kitten'.



---- at

Handwriting practice lines for the word 'hat'.



---- at

Handwriting practice lines for the word 'mouse'.



---- at

Handwriting practice lines for the word 'bat'.



---- at

Handwriting practice lines for the word 'run'.



---- at

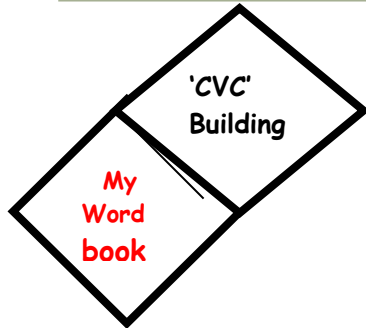
Handwriting practice lines for the word 'sit'.



---- at

Handwriting practice lines for the word 'bucket'.


# LET'S GET CREATIVE



Now It's time to enhance the vocabulary.  
Make your own CVC word book.

How to do:

Step 1: Cut square sheets and write consonant on each sheet as mentioned below.



Step 2: Cut a rectangular sheet and write word 'at' on it.



Step 3: Your CVC word building book is ready.



Similarly, Child will make CVC book of 'an' family words.





On a Scrapbook, Children will write swar (उ, अ, आ) and vyanjan (ग, म, ट) on each page they will paste at least three pictures related to these swar and vyanjan.



Children will make at least three paper plate craft of pet animal and paste these crafts in scrap book.



# LET'S GET CREATIVE



On a sheet Children can make the national symbols with hand painting/finger printing, paper plates, puppets etc even by using waste material.

