



ENGAGEMENT

NAME :

CLASS : NUR SEC :

Fun Fiesta Vacation Time



Summer holidays are finally here
With Doremon - let's clap 'n' cheer!



Long days to have loads of fun
Friends, Family- with each one!



Pick up a hobby or learn new things
Read, solve puzzles or simply chill!



Work, enjoy, have fun and you will reach high,
You are GOENKAN - aim for the sky!



LET'S ENJOY HOLIDAYS




Let's know more about
SHAPES

CIRCLE



**I'm Circle , I'm Circle.
I go round and round and round
I have no Side,
I'm circle. I'm round.**

TRIANGLE




**I'm triangle triangle
a liitle pointed shape.
I have three sides
I am triangle triangle**

SQUARE



**I am Square, I'm Square
You can see me everywhere
I have four sides
I am square, I'm Square**


RECTANGLE



**I'm rectangle , rectangle
I'm little like a square
I have four sides
I am rectangle , rectangle**

Time to know more about
COLOURS

RED



**RED is an apple,
Red is a cherry,
Red is rose and
a ripe strawberry.**

YELLOW



**Yellow is the Star,
Yellow is the SUN,
Yellow is the Mango
Which is my Favorite one.**

BLUE




**Blue is the Ocean,
Blue is the Sky,
Blue are the blueberries
I put into pie**

GREEN



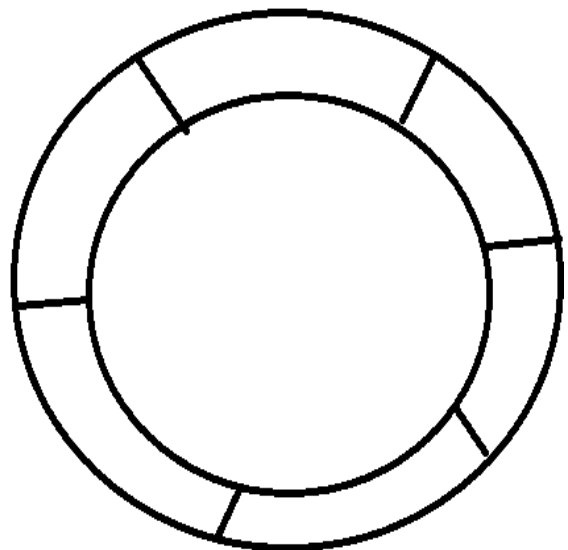
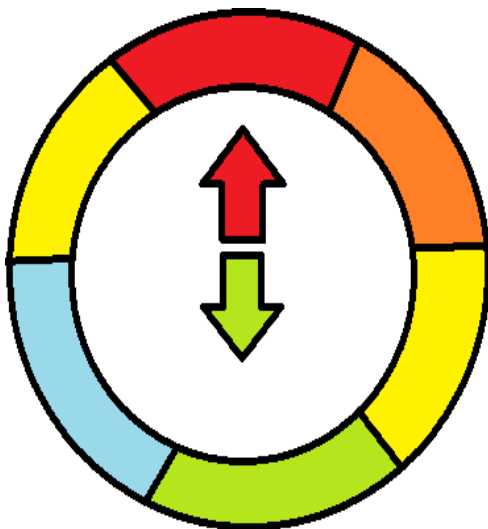
**Green is the grass,
Green is the leaf,
Green is the branches
On Christmas tree.**

ORANGE






**Orange is pumpkin,
Orange is a cat,
Sleeping in the Sun ,
On an orange mat.**

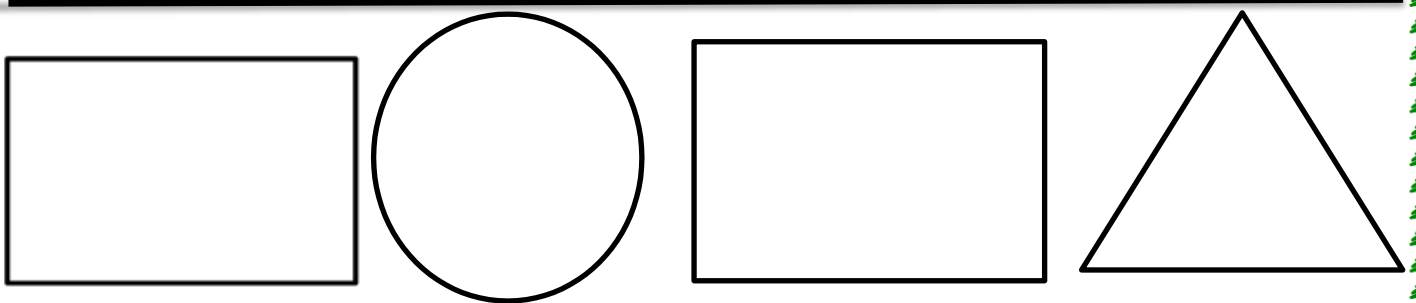
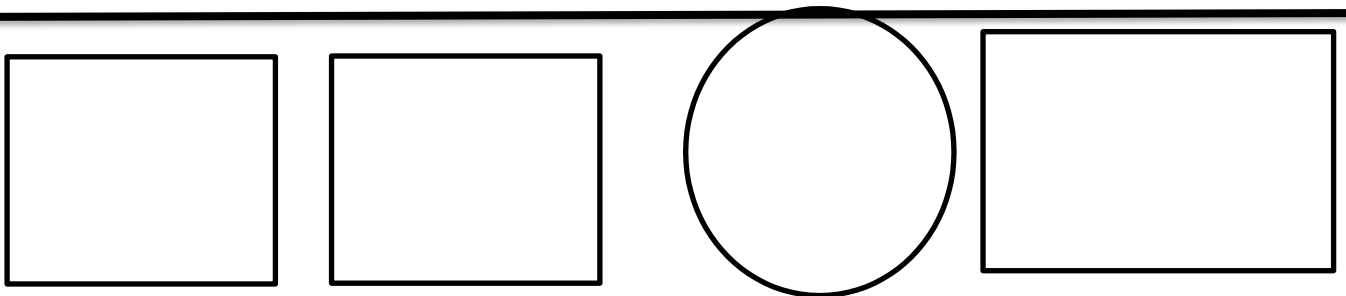
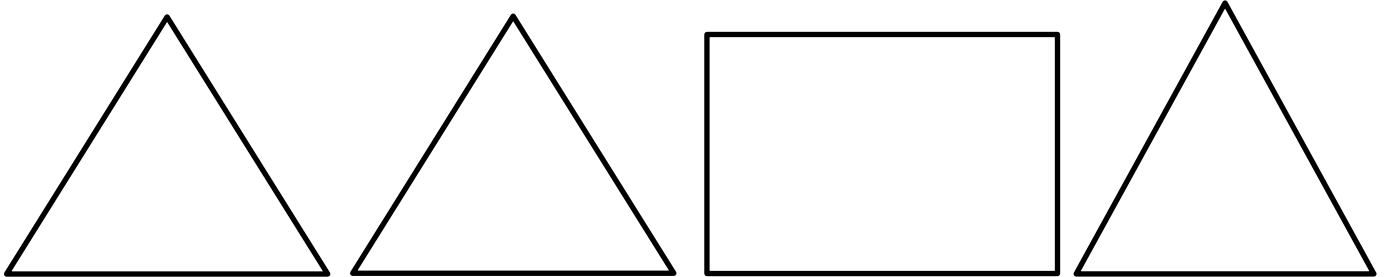
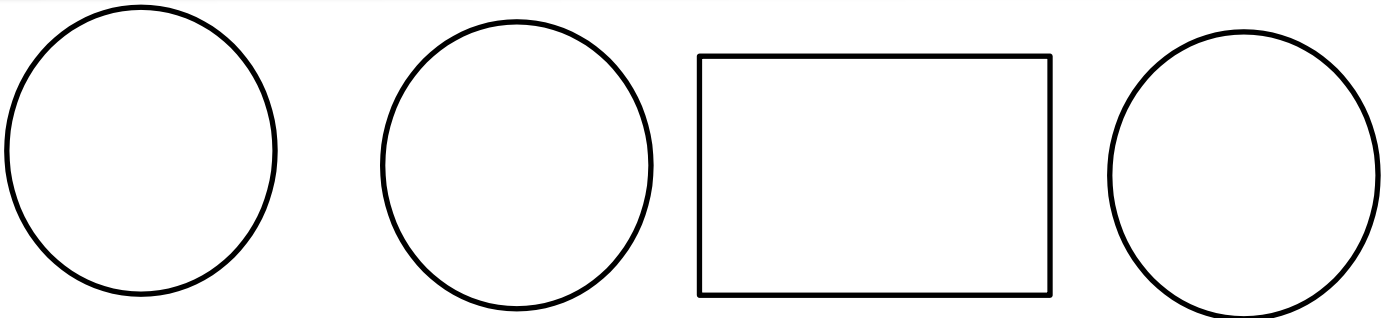
Lets Draw the Color Wheel



Let's Make it colourful and fill in the colours of your own Choice






Colour the Same Shapes "RED"
Odd Shapes "YELLOW"



TRACE WITH CRAYONS

STANDING LINES



LET'S LEARN PEOM








Two little hands go clap, clap, clap
Two little feet go tap, tap, tap;
Two little eyes are open wide,
One little head goes side to side



TRACE WITH CRAYON

SLEEPING LINES






हाथी राजा बहुत बड़े

हाथी राजा बहुत बड़े,
सूंड हिलाते कहां चले।
मेरे घर आ जाओ ना,
हलुआ पूरी खा जाओ ना।
आओ बैठो कुर्सी पर,
कुर्सी बोली चटर-पटर।



TRACE WITH CRAYON

LEFT SLANTING LINES





चिड़िया बोली कुट कुट कुट,
दे दो मुझको दो बिस्कुट,
भूख लगी है खाऊँगी,
खा पीकर सो जाऊँगी ।




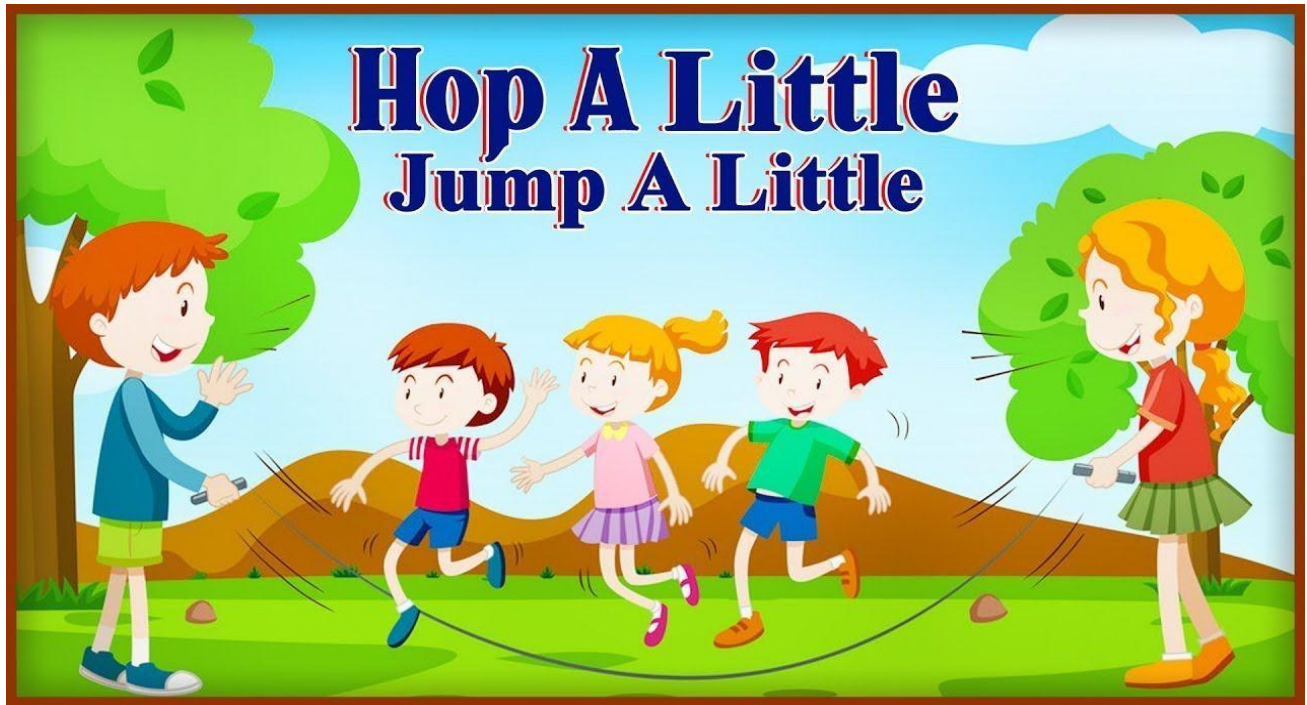
दूध जलेबी रखी है,
पर उसमें तो मक्खी है,
कैसे खाऊँ, कैसे खाऊँ,
चल भूखी ही सो जाऊँ



TRACE WITH CRAYON

RIGHT SLANTING LINES








Hop A Little Jump A Little



Hop a little, jump a little,
one, two, three;
Run a little, skip a little,
tap, tap one knee;
Bend a little, stretch a little,
nod your head;
Yawn a little, sleep a little
in your bed.

TRACE WITH CRAYON UP AND DOWN LINES



EIGHT LITTLE FINGER



Eight Little finger.

Standing up tall.


Two little ears .

To hear mumma call.



One little nose.

Then I can bow.



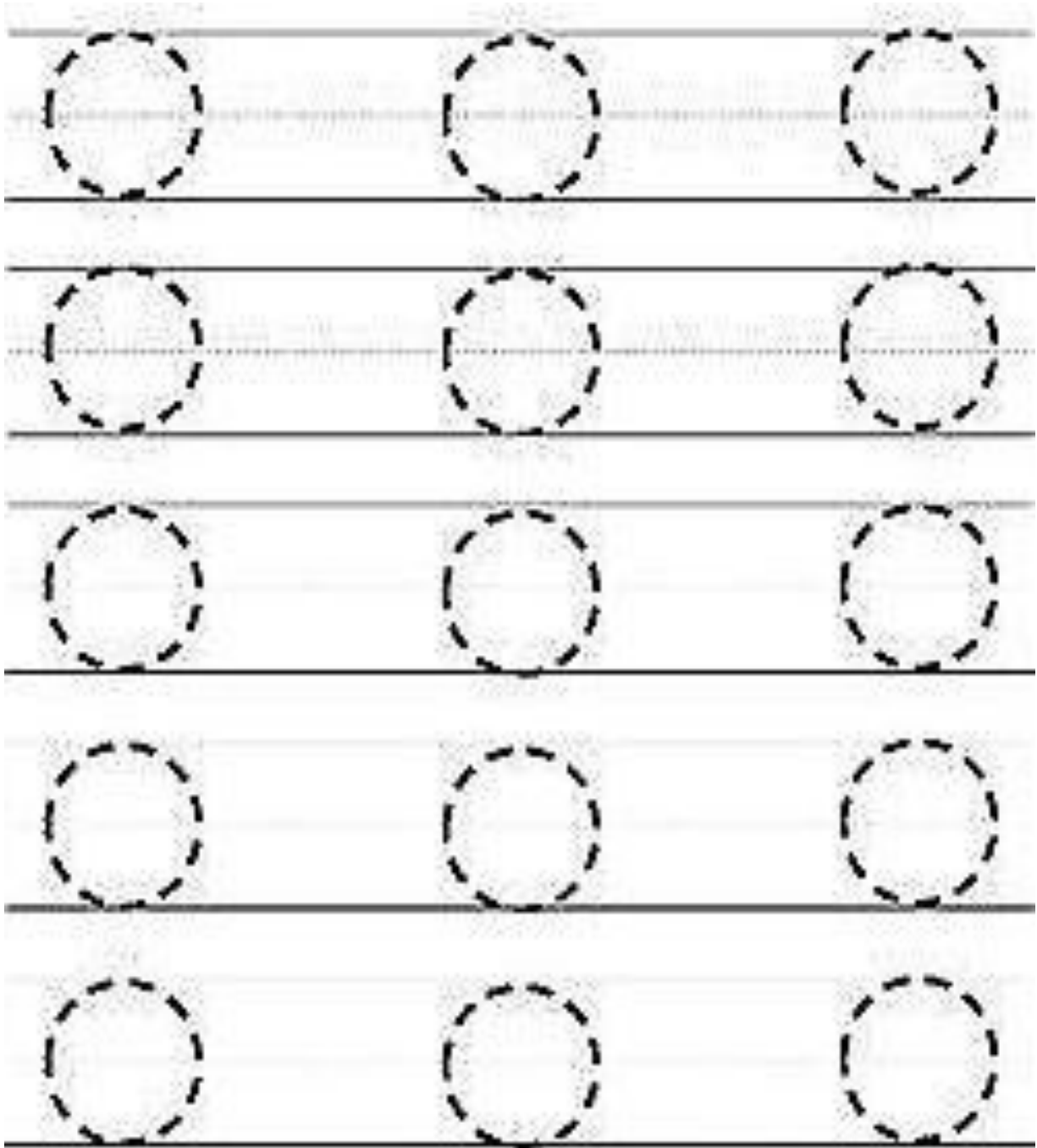
Ten little toes.



All in a row.


TRACE WITH CRAYON

FULL ROUND



TRACE WITH CRAYON

SQUARE



GENERAL KNOWLEDGE

Q1. When someone visit your house, how to wish them?

Ans Hello uncle or Hello Aunt.

Q2. How are you ?

Ans I am fine, thank you.

Q3. What is your name ?

Ans My name is -----.

Q4 How old are you ?

Ans I am _____years old.

Q5 What is the name of your school?

Ans My School name is G. D. Goenka Public School.

Q6 What is the name of your class teacher?

Ans The name of my class teacher is Mani Ma'am.

Q7 What is the name of your Principal Ma'am?

Ans The name of my Principal ma'am is Mrs. Poonam Monga.

Q8 What is the name of your vice principal ma'am?

Ans The name of my vice principal is Mrs. Priyanka Arora.

Q9 Where do you live ?

Ans I live in Sirsa .


Q10 What is the color of milk?

Ans The color of milk is white.

ENJOY DOING THESE ACTIVITIES AT HOME


1. Cut the circle of different colour and make a caterpillar .

(Paste it in a Scrap book)



2. Make a train of different colour of rectangular shape.

(Paste it in a Scrap book)



3. Count the number of family members and learn their names.



4. Count the steps of your home... from ground floor to top.



5. Draw An Apple, An Orange, A Fish, A Leaf , The Sun and paste bits of paper to give them colour.

(Paste it in a Scrap book)

