



# L.R.S. ACADEMY, NAGINA

A C.B.S.E . Affiliated English Medium , Co – Education Sr. Sec . School



Month of May brought long, hot days,  
And now we have our summer holiday  
Summer holidays mean no to school,  
Waking up late with no set rule.  
Little home work, easy to be done,  
Lesser studies and lot's of fun.  
Playing and talking and watching cartoon,  
Fun continues till the end of June.  
Beautiful time comes once in a year,  
Summer holidays are best days ever.








2025-26

**SUMMER  
HOLIDAY  
HOMEWORK  
CLASS - 3**







Dear Parents,


Summer is the time of Scorching heat but these vacations provide you an opportunity to make a better understanding with your ward. We suggest you to form a basic sketch for your ward to spend the day to avoid last minute hassles for the completion of Home Work. Kindly act as a helping hand to your ward in terms of giving practical help in finishing projects and assignments.



**ENGLISH :-** (i) )(Picture Composition) See the given pictures and write the short paragraph on them.(Read one pg. daily from your Eng. Book)



1)



2)



3)


(ii) Find 10 new words from the chepter 4,5 and 6 and write their meaning in English .Frame one sentence using each words.



### HINDI:-

- (i) मात्रा चिह्न किसे कहते हैं व उसका चार्ट बनाइए।(Page No-14)
- (ii) अपने परिवार का चित्र चिपकाकर उनके विषय में दस वाक्य लिखिए।

**( Read one pg. daily from Hindi Book)**




### MATHS:-

- (i) Write and learn the multiplication Table From 2 To 15.
- (ii) Solve it- Do practice Ex -3.1 , Ex-3.3 , Ex-3.4
- (iii) Activity: Topic- Place value & Face Value



### SCIENCE-

- (i) Make a report on natural fibres from plants and animals.  
Cotton , Jute , Silk , Leather , wool e.t.c and write 5 sentences about each.
- ii) Activity- Germination of seed. Take black gram seed put into a pot and observe them over the next few days. What do you observe write in a brief . Do you see small baby plants coming out?



### SOCIAL SCIENCE:-

- (i)Collect and Paste the five pulses , spices and oil seeds on A4 sheet with their names and also mention their name and features.
- (ii)Draw the diagram of structure of the Earth( Interior part of the earth)colourfully and also label it.



**Note: -**



**Make separate file for each subject.**

**Use drawing papers for pasting the picture and use Lining papers for writing.**

