



L.R.S. ACADEMY, NAGINA

A C.B.S.E . Affiliated English Medium , Co – Education Sr. Sec . School

HOLIDAY HOMEWORK

SESSION- 2025-26



Month of May brought long, hot days,
And now we have our summer holiday
Summer holidays mean no to school,
Waking up late with no set rule.
Little home work, easy to be done,
Lesser studies and lot's of fun.
Playing and talking and watching cartoon,
Fun continues till the end of June.
Beautiful time comes once in a year,
Summer holidays are best days ever.





**SUMMER
HOLIDAY
HOMEWORK
CLASS – 1**



Dear Parents,


Summer is the time of Scorching heat but these vacations provide you an opportunity to make a better understanding with your ward. We suggest you to form a basic sketch for your ward to spend the day to avoid last minute hassles for the completion of Home Work. Kindly act as a helping hand to your ward in terms of giving practical help in finishing projects and assignments.



ENGLISH: (i)(Picture Composition) Choose two pictures and write picture description in five lines for both the choosen picture.



1



2



3


(ii) Write two new words from each alphabet from the dictionary with meaning Both Hindi & English.(Read on pg. daily from your Eng. Book)



HINDI:- (i) संज्ञा की परिभाषा लिखिए तथा दो स्थानों , दो वस्तुओं , दो पशुओं के चित्र को चिपकाकर उनके नाम भी लिखिए

(ii) दिए गए चित्रों को देखकर किन्ही दो चित्रों को अपने शब्दों में पाँच पंक्तियों में चित्र वर्णन कीजिए ।

(Read one pg. daily from your Hindi. Book)




1




2



3



- MATHS:-**
- (i) Learn & write the multiplication tables from 2 to 10 in project file.
 - (ii) Write the numbers name from 51 to 100 in project file.
 - (iii) Cut the five different types of shapes and paste in your project file and their name also.



- E. V. S.:-**
- (i) Paste the pictures of different types of family (small family, big family , joint family) Write two lines on each picture.
 - (ii) Draw the picture of Traffic light and colour it and write five safety rules.

- Note: -**
- ★ **Do all the work in a project file subject wise.**
 - ★ **Use drawing papers for pasting the picture and use lining Paper for writing.**

