

PETER NORTON'S®

# Introduction to Computers

FOURTH EDITION



TATA McGRAW-HILL  
EDITION

- Web Integrated
- Lab Activities

# Table of Contents


Foreword to the Student: Why Study Computer Technology?	iv
Prerequisites: What You Should Know Before Using This Book	xxiii

## Unit 1: The Amazing Computer 2

▶ Unit Contents and Objectives	2
--------------------------------	---

### Lesson 1: An Overview of the Computer System 3

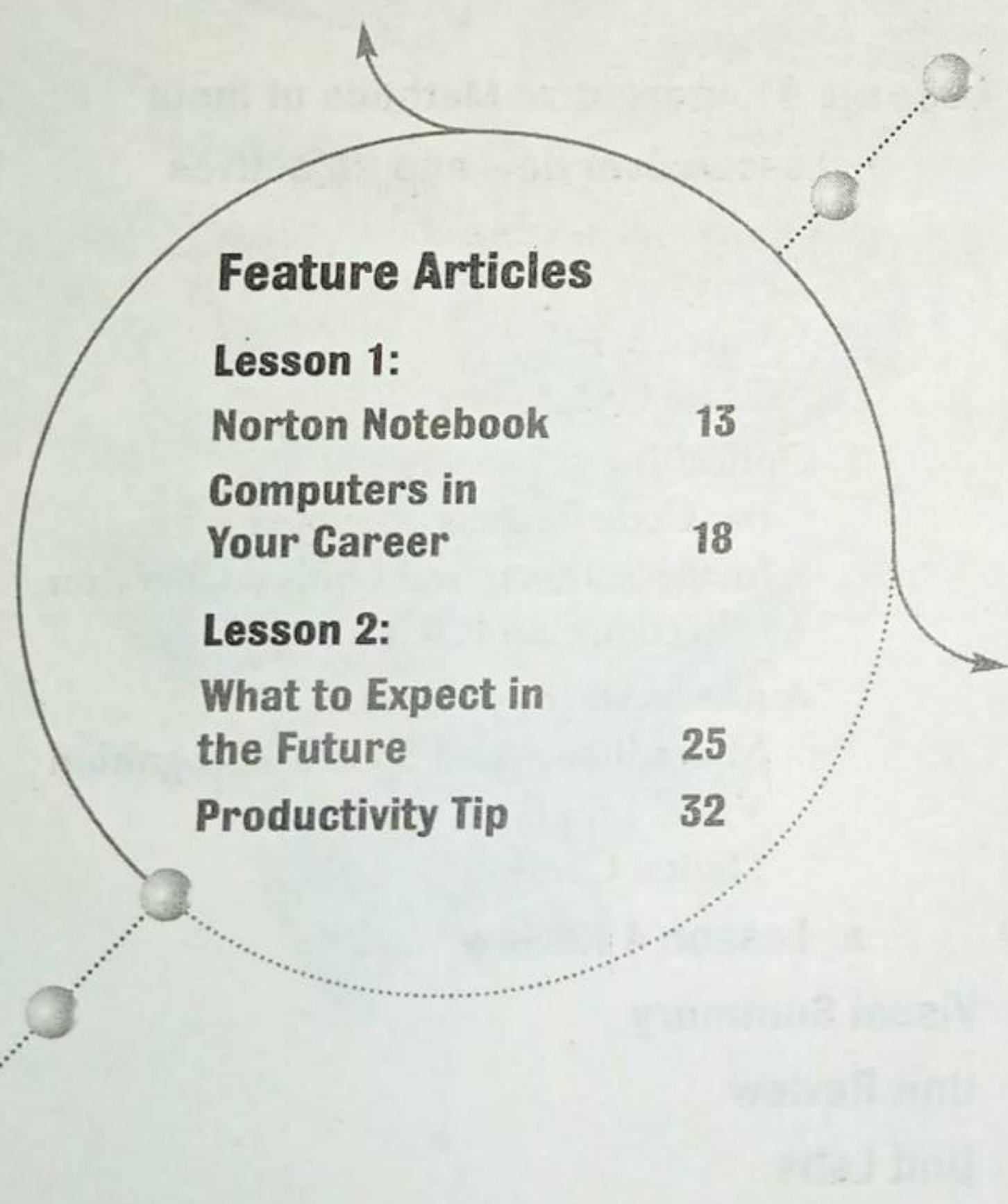
▶ Lesson Overview and Objectives	3
The Parts of a Computer System	4
Looking Inside the Machine	5
The Processor	5
Memory	6
Input and Output Devices	7
Storage	8
Software: Bringing the Machine to Life	11
Operating Systems	12
Application Software	14
VISUAL ESSAY	15
▶ Lesson 1 Review	19



### Lesson 2: The Shapes of Computers Today 20

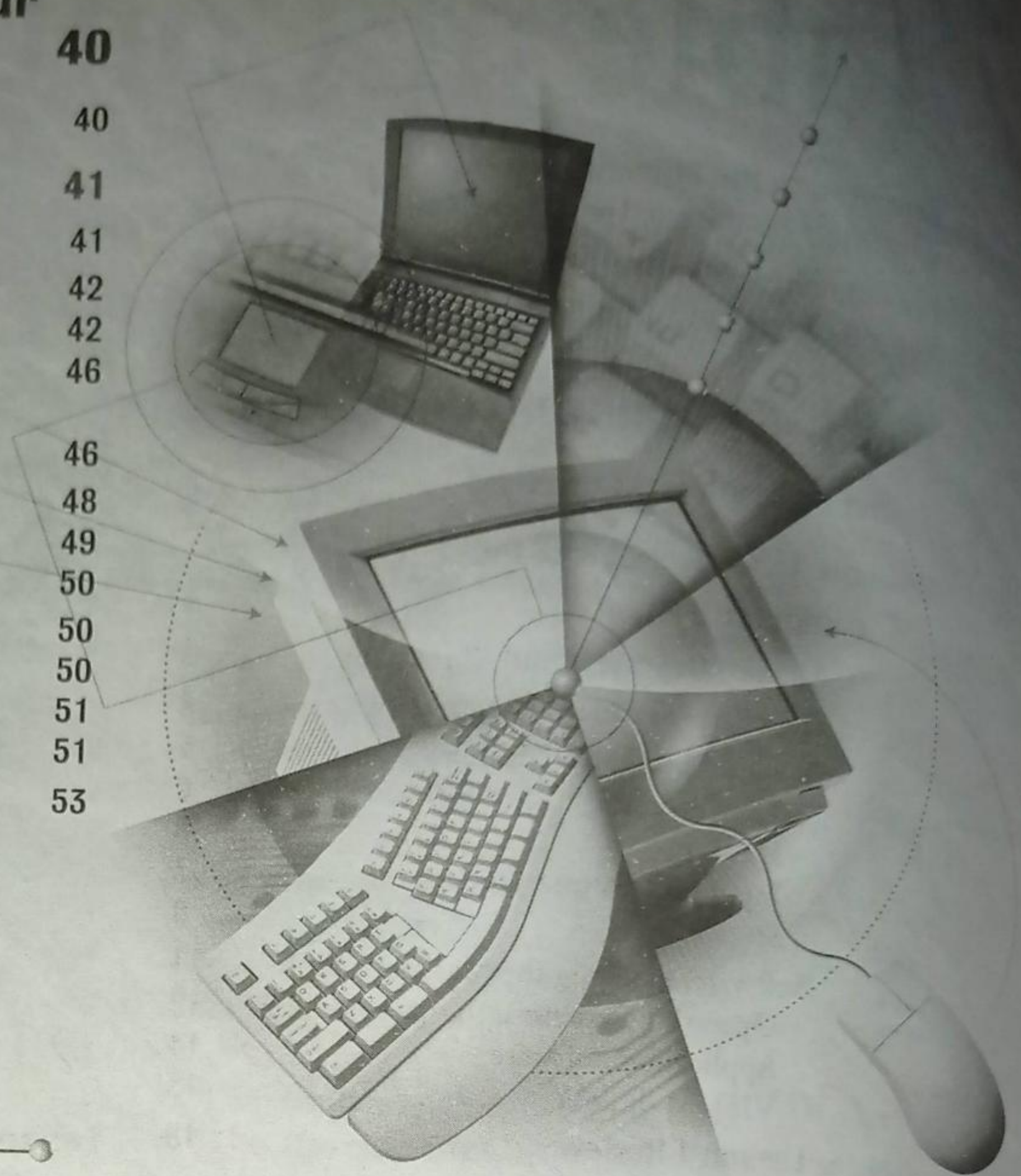
▶ Lesson Overview and Objectives	20
Supercomputers	21
Mainframe Computers	21
Minicomputers	23
Workstations	24
Microcomputers, or Personal Computers	26
Desktop Models	27
Notebook Computers, or Laptop Computers	28
Network Computers (NCs)	28
Handheld Personal Computers (H/PCs)	30
▶ Lesson 2 Review	33

Visual Summary	34
Unit Review	36
Unit Labs	38



## Unit 2: Interacting With Your Computer 40

▶ Unit Contents and Objectives	40
<b>Lesson 3: Standard Methods of Input</b>	<b>41</b>
▶ Lesson Overview and Objectives	41
The Keyboard	42
The Standard Keyboard Layout	42
Ergonomic and Specialty Keyboards	46
How the Computer Accepts Input	46
From the Keyboard	46
The Mouse	48
Using the Mouse	49
Mouse Button Configurations	50
Variants of the Mouse	50
The Trackball	50
The Trackpad	51
Pointers in the Keyboard	51
▶ Lesson 3 Review	53



### Feature Articles

<b>Lesson 3:</b>	
Productivity Tip	47
Norton Notebook	52
<b>Lesson 4:</b>	
Computers in Your Career	57
Techview	64

<b>Lesson 4: Alternative Methods of Input</b>	<b>54</b>
▶ Lesson Overview and Objectives	54
Devices for the Hand	55
Pens	55
Touch Screens	55
Game Controllers	56
Optical Input Devices	58
Bar Code Readers	58
Image Scanners and Optical Character Recognition (OCR)	59
Audiovisual Input Devices	60
Microphones and Speech Recognition	60
Video Input	62
Digital Cameras	63
▶ Lesson 4 Review	65
Visual Summary	66
Unit Review	68
Unit Labs	70

## Unit 3: Output Devices 72

▶ Unit Contents and Objectives 72

### Lesson 5: Monitors and Sound

Systems 73

▶ Lesson Overview and Objectives 73

Monitors 74

CRT Monitors 75

Flat-Panel Monitors 76

Other Types of Monitors 78

Comparing Monitors 78

The Video Controller 82

PC Projectors 83

Sound Systems 84

▶ Lesson 5 Review 86

### Feature Articles

**Lesson 5:**

Productivity Tip 81

Techview 85

**Lesson 6:**

Norton Notebook 93

Computers in  
Your Career 96

### Lesson 6: Devices That Output

Hard Copy 87

▶ Lesson Overview and Objectives 87

Overview of Printers 88

Dot Matrix Printers 89

Ink Jet Printers 90

Laser Printers 91

Snapshot Printers 94

Other High-Quality Printers 94

Thermal-Wax Printers 94

Dye-Sub Printers 94

Fiery Printers 95

IRIS Printers 95

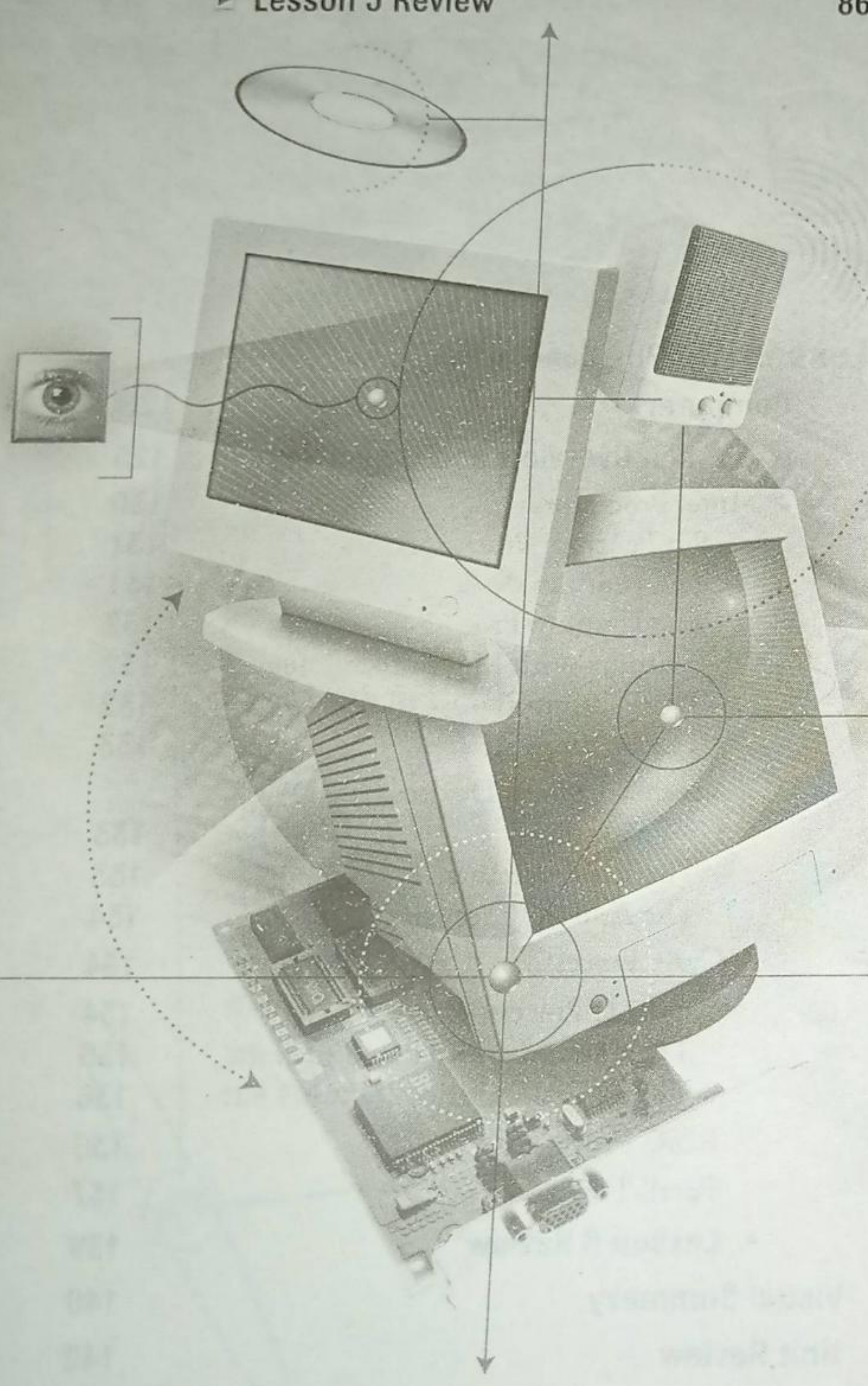
Plotters 95

▶ Lesson 6 Review 97

Visual Summary 98

Unit Review 100

Unit Labs 102



# Unit 4: Processing Data 104

► Unit Contents and Objectives 104

## Lesson 7: Transforming Data Into Information 105

► Lesson Overview and Objectives 105

How Computers Represent Data 106

Bits and Bytes 107

Text Codes 107

How a Computer Processes Data 110

The CPU 110

Memory 112

Factors Affecting Processing Speed 114

How Registers Affect Speed 114

Memory and Computing Power 115

The Computer's Internal Clock 116

The Bus 117

Cache Memory 119

Extending the Processor's Power to Other Devices 119

Serial and Parallel Ports 121

SCSI, MIDI, and Other Specialized Expansion Ports 122

Expansion Slots and Boards 123

VISUAL ESSAY 124

► Lesson 7 Review 128

## Feature Articles

### Lesson 7:

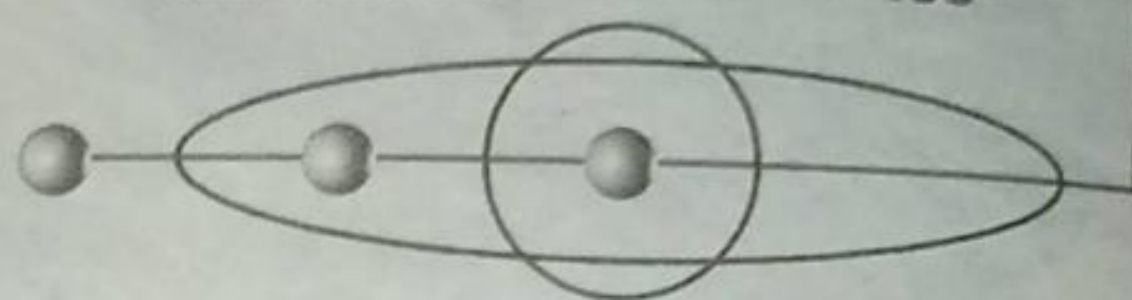
Techview 120

Norton Notebook 127

### Lesson 8:

Computers in Your Career 135

What to Expect in the Future 138



## Lesson 8: CPUs Used in Personal Computers 129

► Lesson Overview and Objectives 129

Intel Processors 130

Pre-Pentium Processors 131

The Pentium 131

The Pentium Pro 132

Pentium With MMX Technology 132

The Pentium II 132

The Pentium III 133

Advanced Micro Devices (AMD) Processors 133

The K6 Processors 133

The Athlon Processor 134

Cyrix Processors 134

Motorola Processors 134

The 680x0 Series 136

The PowerPC Series 136

RISC Processors 136


Parallel Processing 137

► Lesson 8 Review 139

Visual Summary 140


Unit Review 142

Unit Labs 144



## Unit 5: Storing Information in a Computer 146

▶ Unit Contents and Objectives	146
<b>Lesson 9: Types of Storage Devices</b>	<b>147</b>
▶ Lesson Overview and Objectives	147
Categorizing Storage Devices	148
Magnetic Storage Devices	148
Magnetic Disks	149
VISUAL ESSAY	150
How Data is Organized on a Magnetic Disk	151
How the Operating System Finds Data on a Disk	153
Diskettes (Floppy Disks)	154
Hard Disks	157
Removable High-Capacity Magnetic Disks	159
Tape Drives	161
Optical Storage Devices	163
CD-ROM	163
DVD-ROM	166
CD-Recordable, CD-ReWritable, and PhotoCD	167
▶ Lesson 9 Review	169



### Feature Articles

<b>Lesson 9:</b>	
Productivity Tip	162
Computers in Your Career	168
<b>Lesson 10:</b>	
Norton Notebook	174
What to Expect in the Future	176

### Lesson 10: Measuring Drive

Performance	170
▶ Lesson Overview and Objectives	170
Average Access Time	171
File Compression	171
Data Transfer Rate	173
Drive-Interface Standards	173
Enhanced Integrated Drive Electronics (EIDE)	175
Small Computer System Interface (SCSI)	175
▶ Lesson 10 Review	177
Visual Summary	178
Unit Review	180
Unit Labs	182

## Unit 6: The Operating System and User Interface

• Unit Contents and Objectives	184
<b>Lesson 11: Operating System Basics</b>	185
• Lesson Overview and Objectives	185
The User Interface	186
Graphical User Interfaces	186
Command-Line Interfaces	191
Running Programs	193
Sharing Information	194
Multitasking	195
Managing Files	195
Managing Hardware	196
Processing Interrupts	197
Drivers	197
Networking	198
Utility Software	198
VISUAL ESSAY	200
▶ Lesson 11 Review	202



### Feature Articles

<b>Lesson 11:</b>	
Computers in Your Career	192
Productivity Tip	199
<b>Lesson 12:</b>	
Norton Notebook	209
Techview	216



## Lesson 12: PC Operating Systems

in Review	203
▶ Lesson Overview and Objectives	203
UNIX	204
DOS	205
The Macintosh Operating System	206
Windows 3.x	207
OS/2 Warp	208
Windows NT	208
Windows NT Workstation	210
Windows NT Server	210
Windows 95 and 98	211
Linux	213
Windows 2000	214
▶ Lesson 12 Review	217
Visual Summary	218
Unit Review	220
Unit Labs	222

**Unit 7: Productivity Software, Part I 224**

► Unit Contents and Objectives 224

**Lesson 13: Word Processing and Desktop Publishing Software 225**

► Lesson Overview and Objectives 225

Word Processing Programs and Their Uses 226

The Word Processor's Interface 226

Entering and Editing Text 227

Formatting Text 229

Character Formats 229

Paragraph Formats 230

Document Formats 232

Special Features of Word Processing Software 234

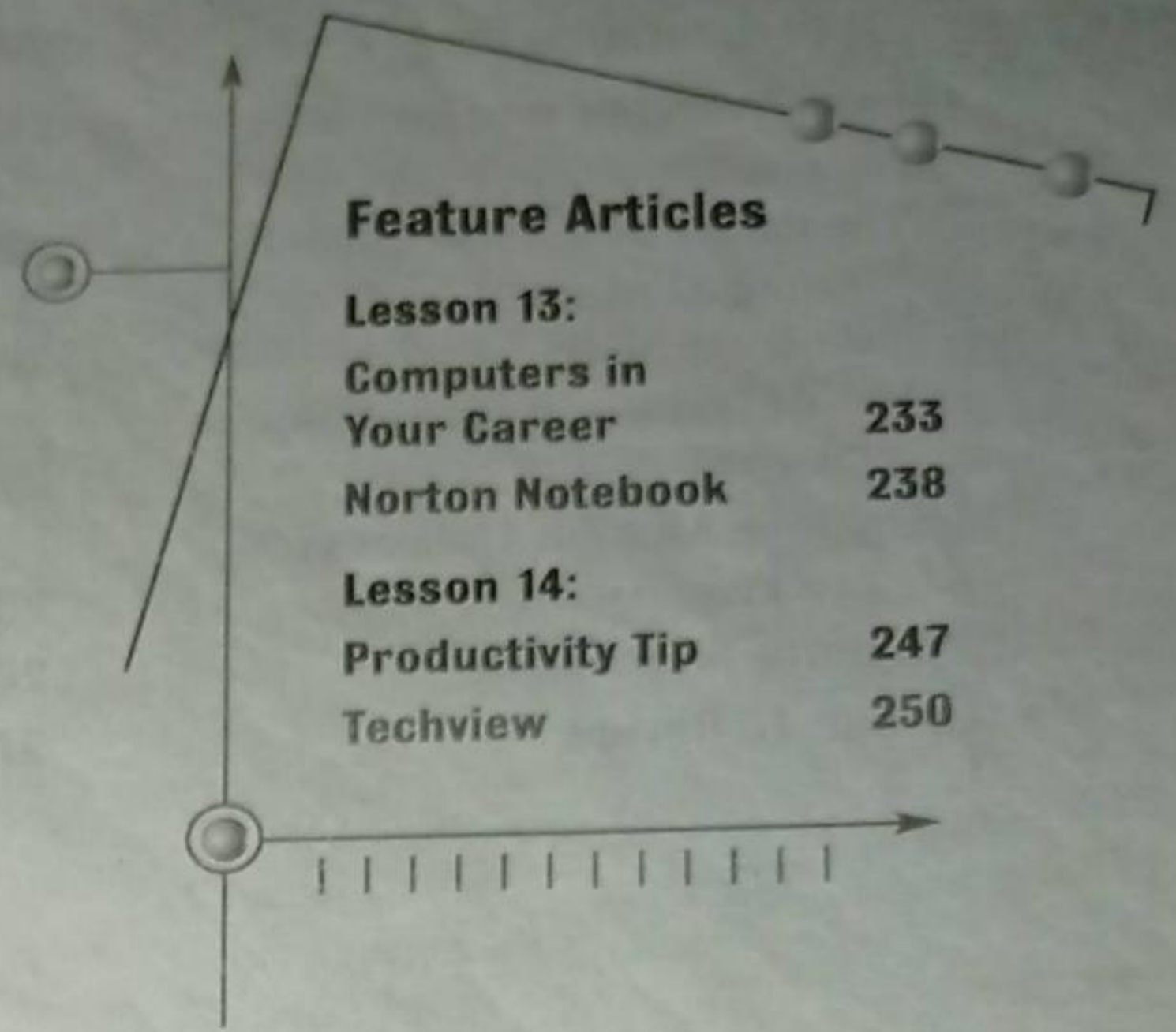
Language Tools 234

Tables 234

Mail Merge 234

Adding Graphics and Sounds 235

Templates 235



Desktop Publishing Software 236

Converting Documents Into World Wide Web Pages 237

► Lesson 13 Review 239

**Lesson 14: Spreadsheet Software 240**

► Lesson Overview and Objectives 240

Spreadsheet Programs and Their Uses 241

The Spreadsheet's Interface 241

Entering Data in a Worksheet 242

Labels 243

Values 243

Dates 244

Formulas 244

Editing and Formatting a Worksheet 246

Relative and Absolute Cell References 246

Formatting Values, Labels, and Cells 248

Adding Charts 248

Analyzing Data in a Spreadsheet 249

► Lesson 14 Review 251

Visual Summary 252

Unit Review 254

Unit Labs 256



## Unit 8: Productivity Software, Part II 258

▶ Unit Contents and Objectives 258

### Lesson 15: Presentation Programs 259

▶ Lesson Overview and Objectives 259

Presentation Program Basics 260

The Presentation Program's Interface 260

Creating a Presentation 261

Formatting Slides 262

Special Features of Presentation Programs 264

Integrating Multiple Data Sources in a Presentation 267

Presenting Slide Shows 268

▶ Lesson 15 Review 270

### Feature Articles

#### Lesson 15:

Techview 265

Productivity Tip 269

#### Lesson 16:

Norton Notebook 281

Computers in Your Career 288

### Lesson 16: Database Management

Systems and Enterprise Software 271

▶ Lesson Overview and Objectives 271

Databases and Database Management Systems 272

The Database 273

The DBMS 277

Working With a Database 277

Creating Database Tables 277

Viewing Records 280

Sorting Records 282

Querying a Database 283

Generating Reports 285

Enterprise Software 285

Meeting the Needs of Many Users 286

The Database Behind the Scenes 287

▶ Lesson 16 Review 289

Visual Summary 290

Unit Review 292

Unit Labs 294

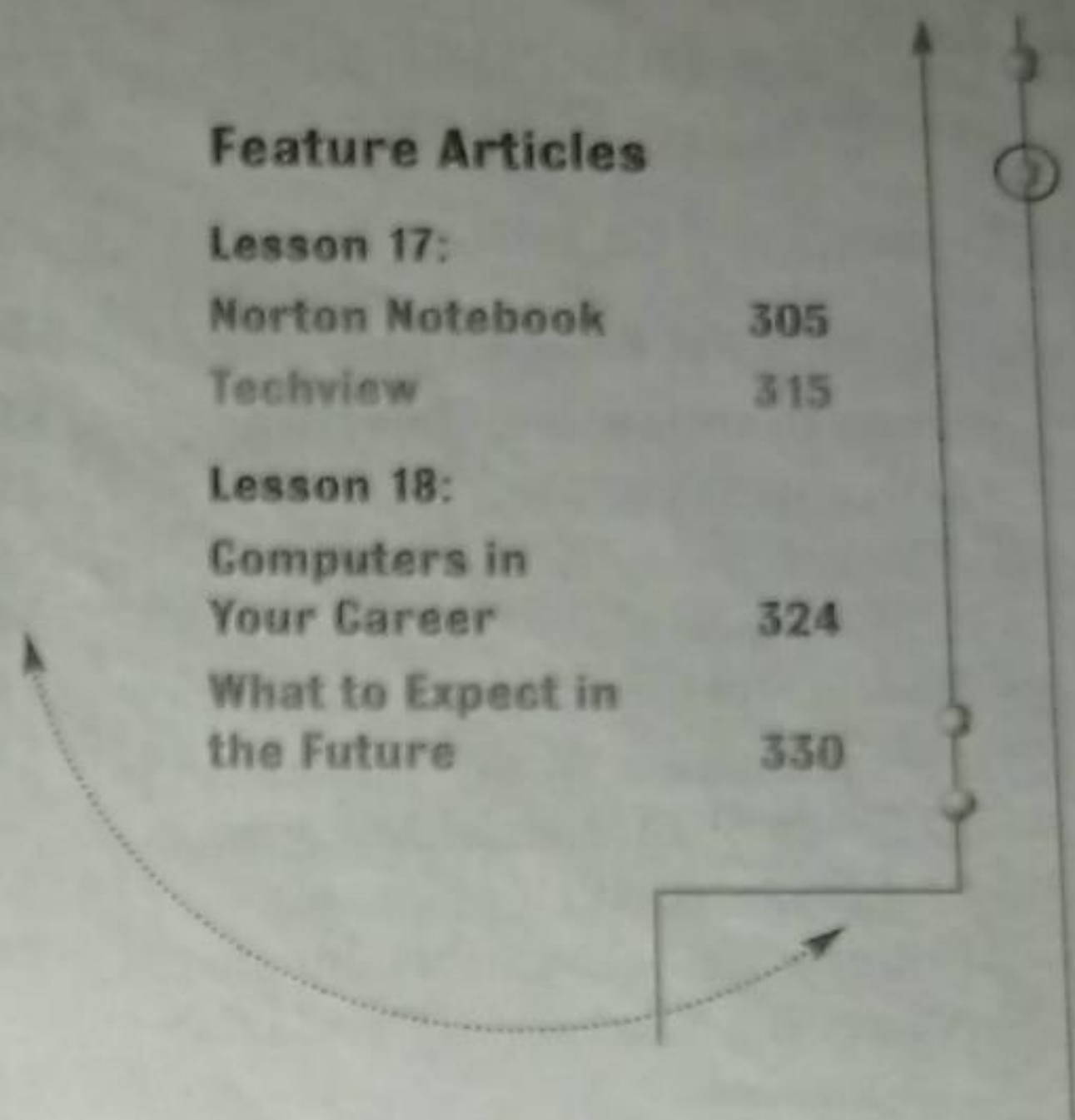
## Unit 9: Networks and Data Communications 296

▶ Unit Contents and Objectives	296
<b>Lesson 17: Networking Basics</b>	<b>297</b>
▶ Lesson Overview and Objectives	297
The Uses of a Network	298
Simultaneous Access	298
Shared Peripheral Devices	300
Personal Communications	301
Easier Backup	302
How Networks Are Structured	303
Local Area Networks (LANs)	303
Wide Area Networks (WANs)	304
Server-Based Networks	306
Client/Server Networks	307
Peer-to-Peer Networks	307
Network Topologies for LANs	308
The Bus Topology	309
The Star Topology	309
The Ring Topology	309
The Mesh Topology	310
Network Media and Hardware	310

### Feature Articles

<b>Lesson 17:</b>	
Norton Notebook	305
Techview	315

<b>Lesson 18:</b>	
Computers in Your Career	324
What to Expect in the Future	330



Twisted-Pair Cable	310
Coaxial Cable	311
Fiber-Optic Cable	311
Wireless Links	311
The Network Interface Card, Network Protocols, and Cabling Specifications	312
Ethernet	312
Fast Ethernet	313
Token Ring	313
Network Software	313
▶ Lesson 17 Review	316

## Lesson 18: Networking at Home & Abroad 317

▶ Lesson Overview and Objectives	317
Data Communications Over Standard Telephone Lines	318
Modems	318
Connections With Office Networks	321
Using Digital Telephone Lines ISDN, T1, and T3	322
DSL Technologies	323
ATM	325
Cable Modem Connections	327
Networks in the Home	328
▶ Lesson 18 Review	331

Visual Summary	332
Unit Review	334
Unit Labs	336

# Unit 10: The Internet and Online Resources 338

## ▶ Unit Contents and Objectives 338

### Lesson 19: Internet Basics 339

#### ▶ Lesson Overview and Objectives 339

The Internet: Then and Now 340

The Beginning: A "Network of Networks" 340

Today: Still Growing 341

How the Internet Works 342

TCP/IP: The Universal Language of the Internet 342

Routing Traffic Across the Internet 342

Addressing Schemes—IP and DNS Addresses 343

Domains and Subdomains 344

Major Features of the Internet 345

The World Wide Web 345

Electronic Mail (E-Mail) 352

News 354

Telnet—Remote Access to Distant Computers 355

FTP 356

Internet Relay Chat (IRC) 357

Online Services 358

Internet-Related Features in Application Programs 358

Retrieving Content 359

Creating Content 359

#### ▶ Lesson 19 Review 362

### Feature Articles

**Lesson 19:**


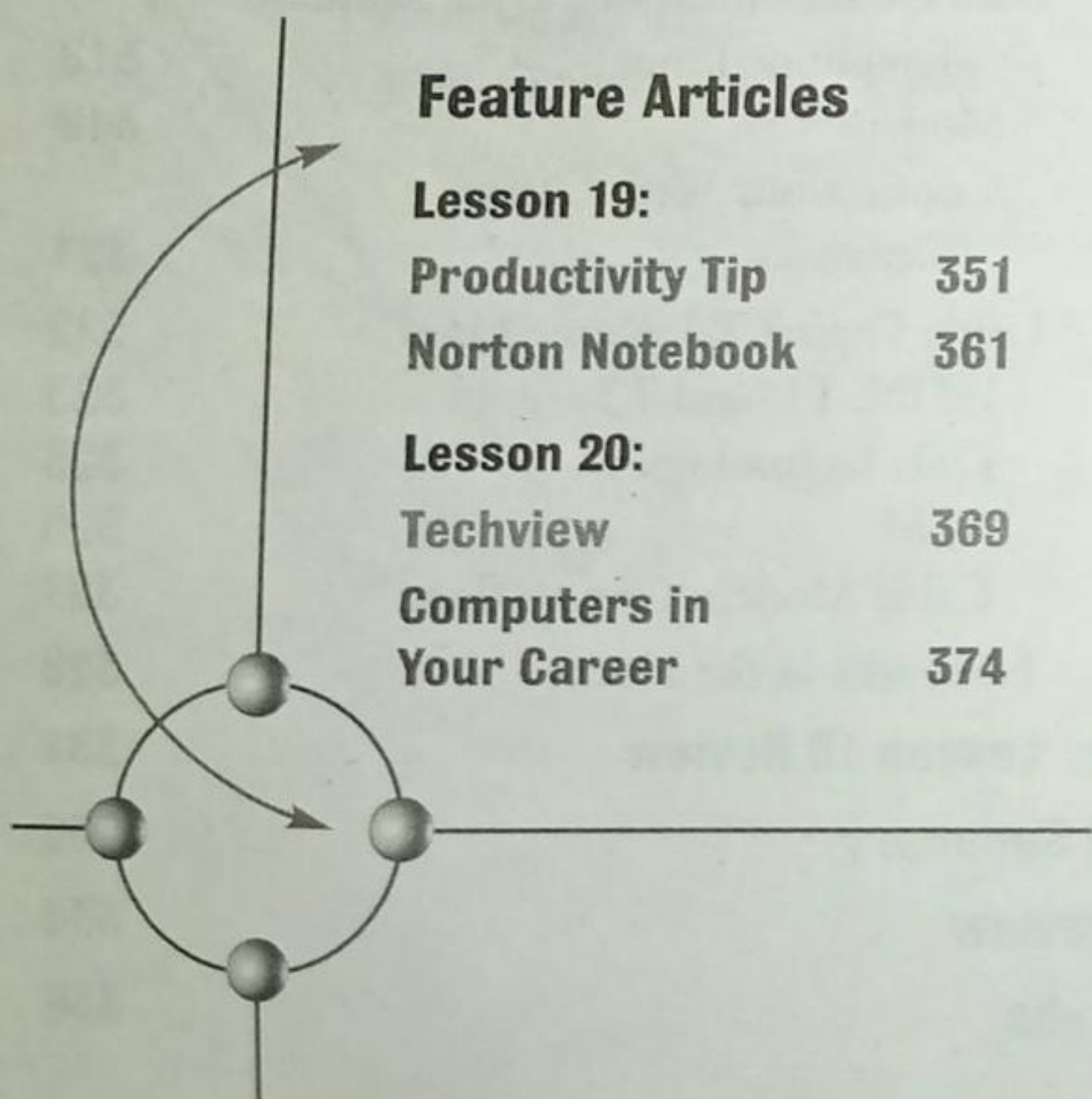
**Productivity Tip 351**

**Norton Notebook 361**

**Lesson 20:**

**Techview 369**

**Computers in Your Career 374**



### Lesson 20: Getting Online, Working Online 363

#### ▶ Lesson Overview and Objectives 363

Accessing the Internet 364

Direct Connection 364

Remote Terminal Connection 364

Gateway Connection 364

Connecting Through a LAN 364

Connecting Through a Modem 365

High-Speed Data Links 365

Connecting a PC to the Internet 367

Working on the Internet 368

Businesses and Firewalls 368

Intranets and Extranets 370

Issues for Business Users and Telecommuters 371

Commerce on the World Wide Web 371

E-Commerce at the Consumer Level 371

Security 373

E-Commerce at the Business Level 373

#### ▶ Lesson 20 Review 375

Visual Summary 376

Unit Review 378

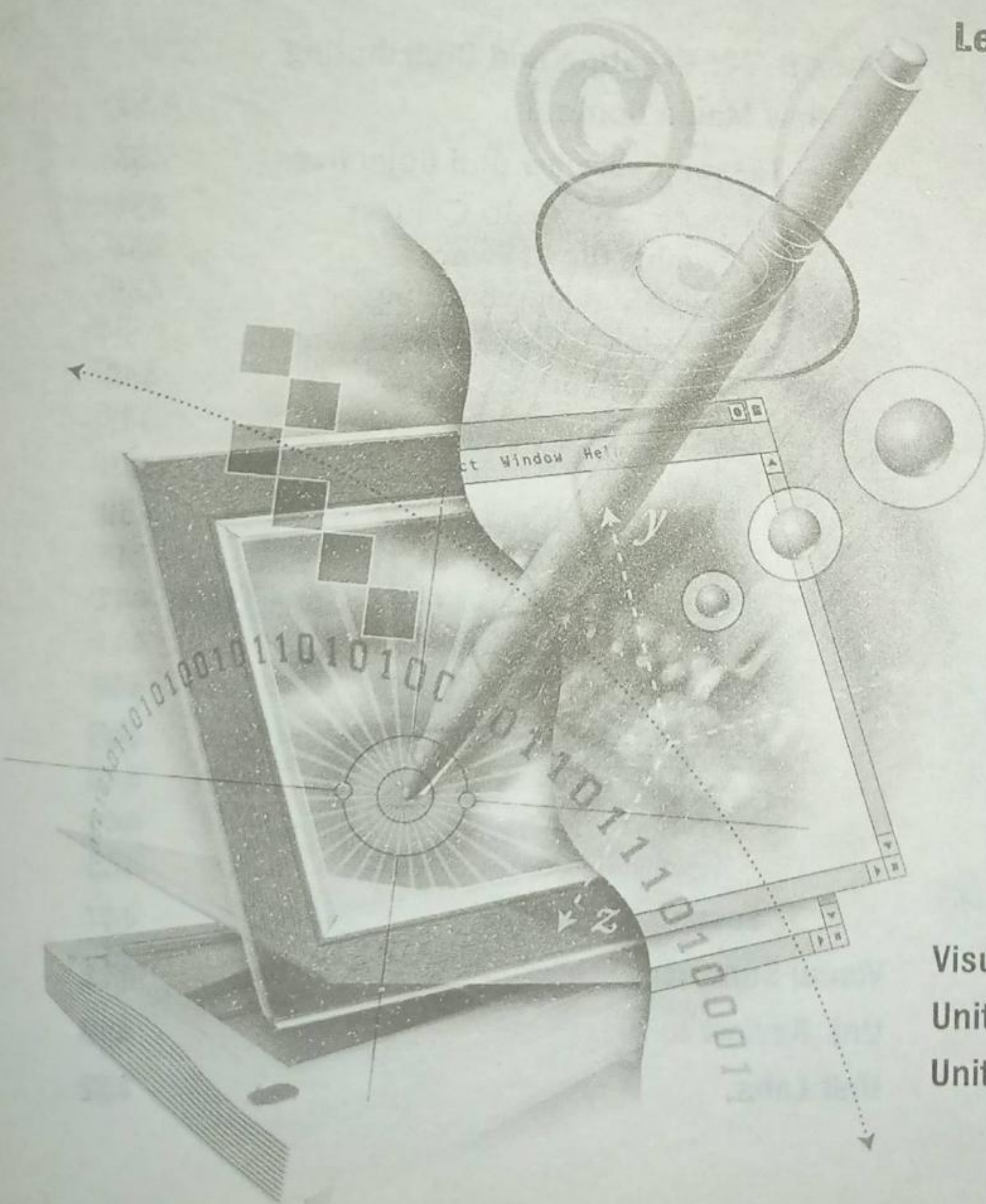
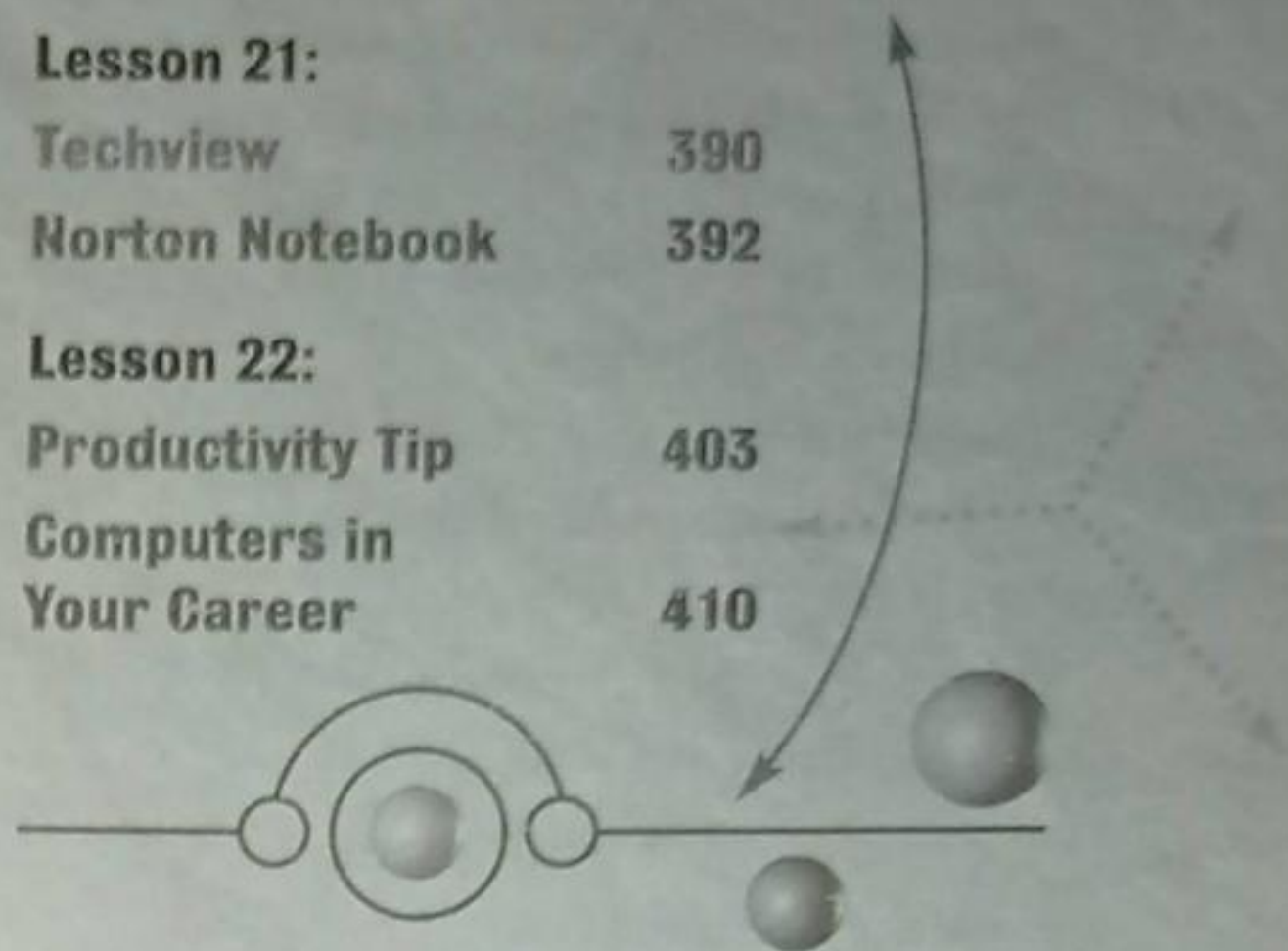
Unit Labs 380

# Unit 11: Computer Graphics and Design 382

- ▶ Unit Contents and Objectives 382
- Lesson 21: Working With Images 383**
  - ▶ Lesson Overview and Objectives 383
  - Computer Platforms Used for Graphics 384
    - Macintosh Computers 384
    - Windows-Based PCs 384
    - UNIX-Based Workstations 384
  - Types of Graphics Files 386
    - Working With Bitmaps 386
    - Working With Vectors 386
    - File Formats and Compatibility Issues 387
  - Getting Images Into Your Computer 389
    - Scanners 389
    - Digital Cameras 389
    - Clip Art 391
    - Electronic Photographs 391
  - Copyright Issues 391
  - ▶ Lesson 21 Review 393

## Feature Articles

- Lesson 21:**
- Techview 390
- Norton Notebook 392
- Lesson 22:**
- Productivity Tip 403
- Computers in Your Career 410



## Lesson 22: Graphics Software 394

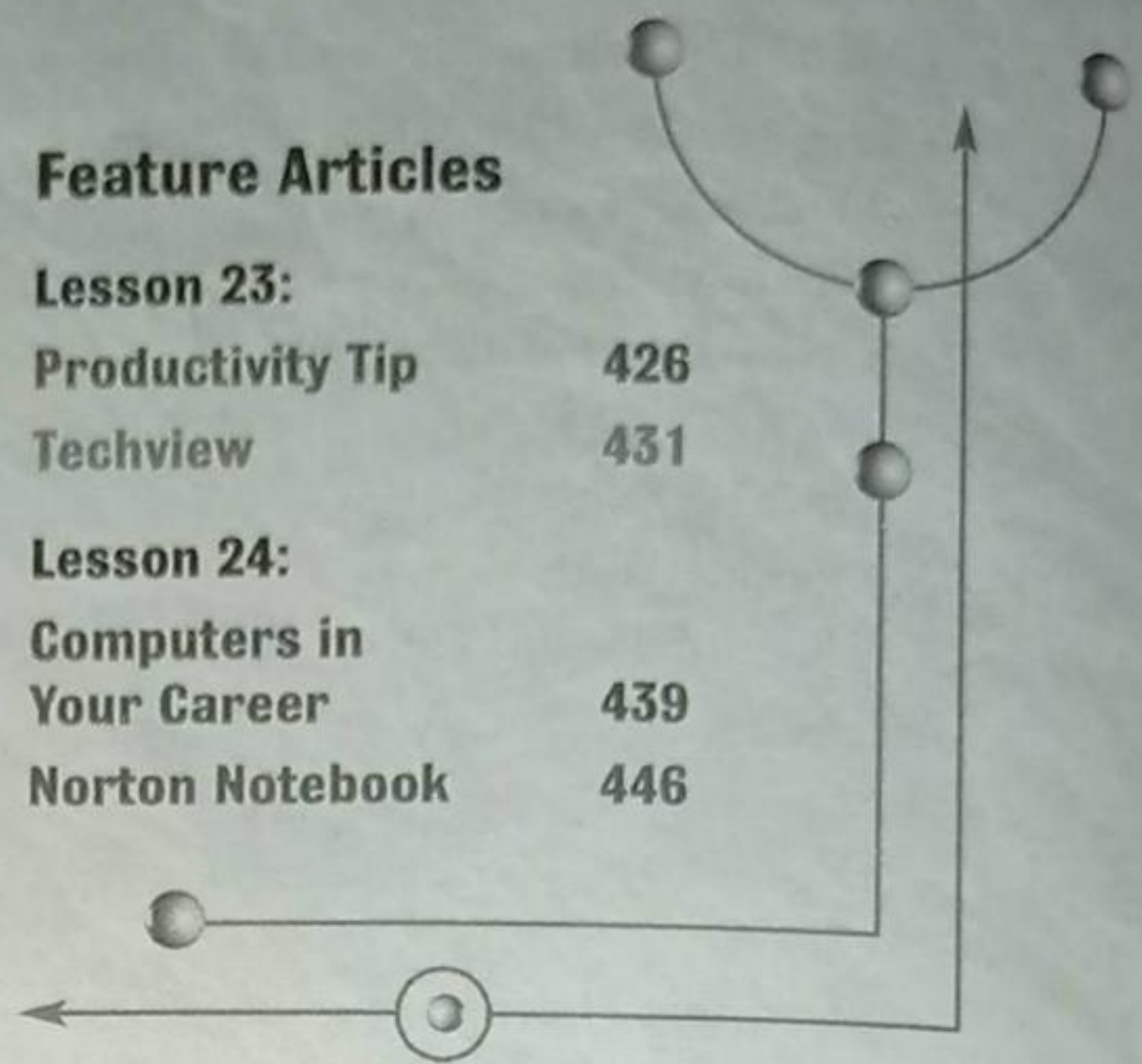
- ▶ Lesson Overview and Objectives 394
- Paint Programs 395
- Photo-Manipulation Programs 396
- Draw Programs 398
- Computer-Aided Design Programs 399
  - CAD Precision 399
  - Layers and Dimensions 400
  - CAD and 3-D Design 400
- 3-D Modeling Programs 401
- Animation 402
  - Fly-Bys and Walk-Throughs 404
  - Character Animation 405
  - Computer Graphics in Film and Games 406
- Graphics and the World Wide Web 406
  - Adding Graphics to a Web Page 406
  - Image Quality 407
  - File Formats 409
- ▶ Lesson 22 Review 411
- Visual Summary 412
- Unit Review 414
- Unit Labs 416

## Unit 12: The New Media 418

▶ Unit Contents and Objectives	418
<b>Lesson 23: Understanding Multimedia</b>	<b>419</b>
▶ Lesson Overview and Objectives	419
Multimedia, Interactivity, and New Media Defined	420
Multiple Media = Multimedia	420
Interactivity: Just Add Users	420
The New Media	422
Information in Layers and Dimensions	423
Hypermedia: User-Directed Navigation	424
Hardware Considerations for Multimedia	425
Applications for Multimedia	428
In the School	428
In the Workplace	429
In the Home	430
▶ Lesson 23 Review	432

### Feature Articles

<b>Lesson 23:</b>	
Productivity Tip	426
Techview	431
<b>Lesson 24:</b>	
Computers in Your Career	439
Norton Notebook	446



<b>Lesson 24: Creating and Distributing New Media Content</b>	<b>433</b>
▶ Lesson Overview and Objectives	433
Creating New Media Content	434
Defining the Audience	434
Design and Storyboarding	435
Choosing Tools, Creating Content, and Authoring	436
Testing	437
Technologies That Support New Media	438
MPEG and JPEG	438
QuickTime and QuickTime VR	441
Video for Windows (AVI Format)	441
RealAudio and RealVideo	441
Shockwave	442
Distributing New Media Content	443
CD-ROM	443
The Internet	444
Television	445
▶ Lesson 24 Review	447
Visual Summary	448
Unit Review	450
Unit Labs	452

**Unit 13: Development of Information Systems 454**

▶ Unit Contents and Objectives 454

**Lesson 25: The Basics of Information Systems 455**

- ▶ Lesson Overview and Objectives 455
- The Purpose of Information Systems 456
- Types of Information Systems 457
  - Office Automation Systems 457
  - Transaction Processing Systems 458
  - Decision Support Systems 458
  - Management Information Systems 459
  - Expert Systems 460
- The Information Systems Department 463
  - The Role of the IS Department 463
  - The Roles of an IS Department's Members 464
- ▶ Lesson 25 Review 470

**Feature Articles**

- Lesson 25:**
- Norton Notebook 462
- Computers in Your Career 469
- Lesson 26:**
- Techview 475
- Productivity Tip 478

**Lesson 26: Building Information Systems 471**

- ▶ Lesson Overview and Objectives 471
- The Systems Development Life Cycle 472
  - Phase 1: Needs Analysis 472
  - Phase 2: Systems Design 473
  - Phase 3: Development 474
  - Phase 4: Implementation 476
  - Phase 5: Maintenance 477
- ▶ Lesson 26 Review 479

- Visual Summary 480
- Unit Review 482
- Unit Labs 484

## Unit 14: Software Programming and Development 486

▶ Unit Contents and Objectives	486
<b>Lesson 27: Creating Computer Programs</b>	<b>487</b>
▶ Lesson Overview and Objectives	487
What Is a Computer Program?	488
Hardware/Software Interaction	489
Machine Code	490
Programming Languages	490
Compilers and Interpreters	490
How Programs Solve Problems	491
Program Control Flow	491
Algorithms	492
Heuristics	493
Common Flow Patterns	494
Variables and Functions	499
Structured and Object-Oriented Programming	500
Structured Programming	501
Object-Oriented Programming	502
▶ Lesson 27 Review	505

### Feature Articles

<b>Lesson 27:</b>	
Productivity Tip	496
Techview	504
<b>Lesson 28:</b>	
Norton Notebook	514
Computers in Your Career	516

<b>Lesson 28: Programming Languages and the Programming Process</b>	<b>506</b>
▶ Lesson Overview and Objectives	506
The Evolution of Programming Languages	507
Categories of Languages	508
Machine and Assembly-Level Languages	508
Higher-Level Languages	509
The Systems Development Life Cycle for Programming	513
Phase 1: Needs Analysis	513
Phase 2: Program Design	513
Phase 3: Development	515
Phase 4: Implementation	515
Phase 5: Maintenance	515
▶ Lesson 28 Review	517
Visual Summary	518
Unit Review	520
Unit Labs	522

## Unit 15: Living With Computers 524

▶ Unit Contents and Objectives	524
<b>Lesson 29: Computers and the Individual</b>	<b>525</b>
▶ Lesson Overview and Objectives	525
Ergonomics and Health Issues	526
Repetitive Stress Injuries	526
Eyestrain	527
Electromagnetic Fields	528
Privacy Issues	528
Junk Faxes and E-Mail	530
Beating Spammers at Their Own Game	531
Privacy Issues Facing Corporate Computer Users	532
▶ Lesson 29 Review	534

### Feature Articles

<b>Lesson 29:</b>	
Productivity Tip	529
Norton Notebook	533
<b>Lesson 30:</b>	
Techview	540
Computers in Your Career	546

<b>Lesson 30: Computing Issues That Affect Us All</b>	<b>535</b>
▶ Lesson Overview and Objectives	535
Computer Crime	536
Software Piracy	536
Antipiracy	537
Computer Viruses	539
Categories of Viruses	539
Preventing Infection	541
Theft	543
Computers and the Environment	544
Planned Obsolescence	544
Use of Power	544
Ethical Issues in Computing	545
▶ Lesson 30 Review	547
Visual Summary	548
Unit Review	550
Unit Labs	552

## Appendices 554

Appendix A: The History of Microcomputers	554
Appendix B: Using Web-Based Search Tools	564
Appendix C: Answers to Self Checks	570
Glossary	571
Index	597
Image Credits	609