

Learn



Oracledi

José A. Ramalho



001.552

Contents

Introduction xviii

Part I—Basic Concepts

Chapter 1 Introduction to the Oracle Server 3

The Oracle Server 3

The Database Structure 3

 The Physical Database 3

 The Logical Database 4

An Oracle Instance 4

Database Structure and Space Management 5

 Logical Database Structures 5

 Tablespaces 6

 Databases, Tablespaces, and Datafiles 6

 Schemas and Schema Objects 7

 Data Blocks, Extents, and Segments 7

 Physical Database Structures 8

 Datafiles 9

 Redo Record Files 9

 Control Files 10

Memory and Process Structures 11

 Memory Structures 11

 System Global Area (SGA) 12

 Cursors 14

 Program Global Area (PGA) 14

 Process Architecture 14

 User Processes (Client) 15

 Oracle's Process Architecture 15

The Program Interface 19

 How Oracle Works 20

 Oracle and Net8 21

The Object Relational Model for Database Management 22

 The Relational Model 22

Principal
Manohar Memorial College
Fatehabad



The Object Relational Model 23

Schemas and Schema Objects 23

 Tables 24

 Views 24

 Sequences 24

 Program Units 25

 Synonyms 25

 Indexes 26

 Clusters and Hash Clusters. 26

 Clustered Tables 26

 Hash Clusters 27

 Database Links 28

The Data Dictionary 28

Client/Server Architecture: Distributed Processing 29

 The Client 29

 The Server. 29

 Multitiered Architecture: Application Servers 30

Distributed Databases 30

 Manipulation of Distributed Data 31

 Two-Phase Commit 31

 Table Replication 32

Database Security 32

 Security Mechanisms 33

 Database Users and Schemas 34

 Privileges 35

 Roles 36

 Audits 37

Database Backup and Recovery 38

 Types of Failures 39

 Structures Used in the Recovery 40

 The Redo Log 40

 Control Files. 42

 Rollback Segments 42

 Database Backups 42


Accessing Data 43

 SQL Declarations 44

 Data Definition Language (DDL) Declarations 45

 Data Manipulation Language (DML) Declarations 45

Transaction Control Declarations	45
Session Control Declarations.	46
System Control Declarations.	46
Built-in SQL Declarations	46
Transactions	46
Committing and Rolling Back Transactions	47
Savepoints.	48
PL/SQL	49
Procedures and Functions	50
Packages.	50
Database Triggers	50
Methods	51
Data Integrity	52
Integrity Restrictions.	52
Keys	53
Database Triggers	54
Chapter 2 Data Dictionary	55
Structures	55
Views of Type USER	56
USER_TRIGGER_COLS	57
Views of Type ALL	57
ALL_USERS	58
Views of Type DBA.	58
DBA_CATALOG	58
Dual Table	59
Dynamic Performance Tables.	59
Views	66
Chapter 3 Tablespaces and Datafiles.	67
Tablespaces	68
System Tablespace	68
Creating Tablespaces.	68
Allocation of Space	69
Dictionary-Managed Tablespaces	69
Locally Managed Tablespaces	69
Online and Offline Tablespaces	70
Read-Only Tablespaces	70



Temporary Tablespaces 70
Transporting Tablespaces Among Databases 71
Datafiles 71

Chapter 4 Data Blocks, Extents, and Segments. 73

Data Blocks 74
 Understanding PCTFREE, PCTUSED, and Row Chaining 75
Extents. 77
Segments 77
 Data Segments. 77
 Index Segments 77
 Temporary Segments 78
 Rollback Segments. 78


Chapter 5 Schema Objects 79

Tables 80
 Nested Tables 82
 Temporary Tables 82
Views 84
 How a View Works. 84
 Join Views. 84
Sequences 85
Synonyms 85
Indexes 87
Clusters 88
 Hash Clusters 88
Stored Procedures and Functions. 89
 Packages. 90
Triggers 90
Roles. 90
Database Links. 90
Snapshots 91
Users. 91

Part II—SQL

Chapter 6 SQL*Plus. 95

Menus 98
 File Menu 98



Edit Menu	99
Find Menu	99
Options Menu	100
Commands	102
Editing the Command Line	104
Correcting Errors	105
Changing a Line	106
Adding a New Line	106
Adding Text to the End of a Line	107
Deleting Lines	108
The DESCRIBE Command	109
The COLUMN Command	110
Changing Headers	110
Formatting Numeric Columns	112
Copying Attributes from Columns	114
Displaying the Attributes of a Column	114
Temporarily Disabling the Attributes of a Column	115
The SAVE Command	116
The GET Command	117
The START Command	118
The EDIT Command	119
Chapter 7 Basic SQL	121
Oracle and SQL	122
SQL Language Basics	122
Types of SQL Declarations	122
DDL (Data Definition Language)	123
DML (Data Manipulation Language)	123
The SELECT Command	124
Data Types	130
Oracle 8 Data Types	131
Synonyms	132
Numeric Data Type	133
Character Data Type	133
Date Data Type	134
Binary Data Type	135
Rowid	135

Expressions and Operators	136
Precedence of Operators	137
Types of Operators	137
Functions	142
The INSERT Command	145
Data Integrity	148
The UPDATE Command	149
The DELETE Command	149
Transactions	151
PL/SQL Commands	154

Part III—Schema Objects

Chapter 8 Data Integrity	159
Types of Integrity	160
Nulls	160
Unique Values	160
Primary Key Values	161
Referential Integrity	161
Triggers	161
Integrity Constraints	162
Understanding Constraints	162
NOT NULL Constraints	163
UNIQUE KEY Constraints	163
PRIMARY KEY Constraints	164
FOREIGN KEY Constraints	164
SELF-REFERENTIAL Constraints	165
CHECK Constraints	167
Deferred Constraints	167
Chapter 9 Creating and Maintaining Tables	169
The CREATE TABLE Command	169
Creating a Table with the Contents of Another Table	179
Using the PARALLEL Option	180
Constraint Disabling	180
Modifying Tables	181
Considerations and Limitations	181
The ALTER TABLE Command	182

Using the PARALLEL Option	182
Enabling a Constraint	182
Changing a Column	183
Adding Columns	184
Eliminating a Column	185
Deleting a Table	186
Index-Organized Tables.	186
CREATE TABLE Command Syntax.	188
Chapter 10 Indexes	203
When to Create Indexes	205
Creating Indexes	205
Creating Indexes with Constraints	205
Creating Indexes with the CREATE INDEX Command.	206
Creating a Function-Based Index	209
Creating an Index Using Key Compression	210
Changing an Index	211
Re-creating an Index	212
Obtaining Information about Indexes	212
Eliminating an Index	214
Chapter 11 Sequences.	217
The CREATE SEQUENCE Command.	217
Pseudo-Columns	219
currval and nextval.	219
rowid.	220
rownum	221
Creating a Sequence	222
Checking a User's List of Sequences.	222
Deleting a Sequence	223
Changing a Sequence	224
Using a Sequence	225
Chapter 12 Views	231
How a View Works	232
Advantages of Using a View	232
Restrictions on Using a View	233
Properties and Privileges of a View	233
Creating a View.	234



A View Based on a Table 235

A View Based on Two Tables (Join View) 236

Using the SELECT Command in a View 239

Deleting a View 240

Using Views to Change Tables. 240

The UPDATE Command. 242

The INSERT Command 243

Replacing a View 243

Viewing the Definitions of the View. 244

Materialized Views 245

Designing Multiple Tables and Views Simultaneously 245

Chapter 13 Users, Privileges, and Roles 249

Users 249

 The CREATE USER Command 249

 Creating a New User 252

 The GRANT Command 253

 Deleting a User 255

Privileges 256

 System Privileges 257

 Object Privileges 259

 Assigning Object Privileges to a User/Role 260

 Viewing Users and Privileges 264

 Revoking a System Privilege 265

 Revoking an Object Privilege 266

Roles 267

 Creating a Role. 268

 Granting Privileges and Roles to a Role. 270

 Granting a Role to a User. 271

 Viewing the Roles of a User. 271

 Deleting a Role 272

Chapter 14 Synonyms 275

The CREATE SYNONYM Command 276

Creating Synonyms for Tables of Other Users 277

Renaming Synonyms 278


Removing Synonyms 279

Obtaining Information on the Schema Objects 281



Part IV—PL/SQL

Chapter 15 PL/SQL	287
PL/SQL Blocks	288
Declaration Section.	289
Variables and Constants	289
Execution Section	291
Exception Section	291
How PL/SQL Works.	292
Control Structures	292
The IF..THEN Command	293
The LOOP Command.	295
The FOR..LOOP Command	296
The WHILE Command	297
Integrating SQL in a PL/SQL Program	298
Practical Examples	300
Chapter 16 Triggers	307
Restrictions	308
Components of a Trigger	309
Types of Triggers	310
Table Triggers	310
Statement-Level Trigger	311
Row-Level Trigger	311
INSTEAD OF Triggers.	312
System Event and User Event Triggers	312
Creating a Trigger	314
Modifying a Trigger.	317
Enabling/Disabling a Trigger	317
Deleting a Trigger.	318
References to Columns Inside a Trigger	318
Validating the Data Entry	319
Compilation Errors	320
Replicating with Triggers	322
Obtaining Information about a Trigger	326
Chapter 17 Stored Procedures and Functions	329
Creating a Stored Procedure	331



Executing a Stored Procedure	335
Deleting a Stored Procedure	337
Functions	338
Creating a Function	338
Executing a Function	342
Chapter 18 Packages	345
Package Structure	345
Specification Section	345
Package Body	346
Using Navigator	347
Creating a Package in Navigator	347
Creating the Body in Navigator	348
Referencing a Package Subprogram	349
Recompiling a Package	349
Deleting a Package	350
Oracle Packages	351
Chapter 19 Cursors	353
Creating a Cursor	354
Declaring the Cursor	354
Opening a Cursor	356
Attributes of an Explicit Cursor	357
Attributes of an Implicit Cursor	358
Accessing the Cursor Rows	359
Closing a Cursor	361
A Practical Example	361
Using the FOR..LOOP	362
Chapter 20 Transactions	365
Transaction Management	366
Discretionary Transaction Management	366
Transaction Declaration and Control	367
Committing Transactions	368
Two-Phase Commit	368
Rolling Back Transactions	370
Rollback at Declaration Level	371
Savepoints	371
Autonomous Transactions	372

Autonomous PL/SQL Blocks 373
 Transaction Control Declarations in Autonomous
 PL/SQL Blocks 374

Part V—Distributed Processing

Chapter 21 Distributed Processing 377
 Oracle's Client/Server Architecture 377
 Distributed Processing 378
 Net8 380
 How Net8 Works 381
 Network Listener 382
 Multitiered Architecture 383
 Clients 384
 Application Servers 384
 Database Servers 384

Chapter 22 Replication 385
 Replication Objects 385
 Replication Groups 386
 Replication Sites 387
 Multimaster Replication. 389
 Snapshot Replication 390
 Updatable Snapshots 391
 Using Snapshot Replication. 392
 Disconnected Environments. 393
 Hybrid Snapshots 393
 Administering a Replicated Environment 395
 Replication Conflicts 395
 Procedure Replication 396
 Conflict Detection 397
 Synchronous Data Propagation 397
 Synchronous Data Replication 397

Part VI—Utilities

Chapter 23 Export 401
 Export Methods. 402




Table Mode	402
User Mode	402
Full Mode	402
Execution Modes	403
The EXP Command	403
Obtaining Help	406
Executing the Export Program	408
Command Line Mode	408
Interactive Mode	409
The Parameter File	410
Exporting in User Mode	410
Warning Messages	411
Exporting in Full Mode	412
Incremental, Cumulative, and Complete Exports	413
Chapter 24 Import	415
Import Methods	416
Table Mode	416
User Mode	416
Full Mode	416
Execution Modes	417
The IMP Command	418
Obtaining Help	420
Importing Data from the Schema Itself	422
Importing Data to Existing Tables	424
Importing Objects from Other Users	424
Chapter 25 DBVERIFY	427
DBVERIFY Syntax	427
Obtaining Help	428
Chapter 26 SQL*Loader	431
Working Schema	431
Discarded or Rejected Records	432
Bad File	432
Discard File	432
Log File	432
The SQL*Loader Control File	433
Input Datafiles	434
Stream Record Format	434

Fixed Record Format	435
Variable Record Format	436
The SQLLDR.EXE Program	437
Control File Commands	438
Comments	438
Load Data	439
Infile	439
Append/Replace/Truncate	439
Delimiters	440
Terminated Fields	440
Enclosed Fields	440
WHEN	441
INTO TABLE	441
Columns and Fields	441
TRAILING NULLCOLS	441
Practical Example	442
The Control File	443
The LOG File	445
The Bad File	447

Part VII—Internet Resources

Chapter 27 Oracle Web Publishing Assistant	451
Creating a Page	451
The Specify Additional Query Criteria Button	455
Creating and Maintaining an Updatable Web Page	458
Using Publishing Assistant	460
Generating a Query of a Stored Web Page	461
Deleting a Query of a Stored Web Page	461
Checking and Changing the Properties of a Query	461
Login Information Tab	462
Query Tab	462
Scheduling Tab	463
File Options Tab	464
Index	467

