

SKYWINGS INTERNATIONAL SCHOOL



SUMMER



HOLIDAY HOMEWORK

☆ *A Minuscule of Edutainment* ☆



Name : _____

Section : _____

Instructions for Parents & Students

1. Holiday homework should be done neatly and independently by the child with parents' guidance.
2. Encourage your child to read English alphabets, rhymes, and simple words daily.
3. Help your child practice speaking in English using simple sentences.
 4. Make sure the child completes all activities creatively and neatly.
 5. Use colours, pictures, and decorative material wherever required.
6. Maintain proper cleanliness and presentation in the homework file/notebook.
7. Revise counting, alphabets, colours, shapes, and rhymes regularly.
8. Submit the holiday homework after the summer vacation.

Message from School






Dear Parents,

Summer vacation is a time to relax, learn, and enjoy with family. Kindly encourage your child to spend time in creative activities, reading habits, and healthy routines.

Have a safe, happy, and enjoyable summer vacation! 🌻🌈

— Skywings International School

Count and Circle

	6 5 8
	3 1 2
	4 5 6
	5 8 7
	9 10 6











Before, Between and After



Count and Write the Answer

Name.....



Object	Ans.
	
	
	
	
	
	
	
	
	
	

Fill in the missing numbers (1-10)



Name: _____

Date: _____

Count and Color

Color the fruit based on the given numbers

6



2



8



3



4



7



5



Name :

Date :

FILL THE MISSING LETTER

Directions: Fill in the blanks with missing letter.



24



<input type="text" value="A"/>	<input type="text" value="B"/>	<input type="text" value="....."/>			
<input type="text" value="....."/>	<input type="text" value="E"/>	<input type="text" value="....."/>	<input type="text" value="G"/>	<input type="text" value="H"/>	<input type="text" value="I"/>
<input type="text" value="J"/>	<input type="text" value="....."/>	<input type="text" value="L"/>	<input type="text" value="....."/>	<input type="text" value="N"/>	<input type="text" value="....."/>
<input type="text" value="P"/>	<input type="text" value="....."/>	<input type="text" value="R"/>	<input type="text" value="S"/>	<input type="text" value="....."/>	<input type="text" value="U"/>
<input type="text" value="V"/>	<input type="text" value="....."/>	<input type="text" value="X"/>	<input type="text" value="....."/>	<input type="text" value="Z"/>	

Alphabet Writing

Write small letters (Type the small Letter)

A	B	C	D	E	F
a					
G	H	I	J	K	L
M	N	O	P		

Choose the correct letter



h	k
---	---



i	f
---	---



k	d
---	---

Circle Matching Lowercase

U



v

w

u

V



e

v

c

W



w

u

x

X



z

x

k

Y



m

q

y

Match Uppercase Letter to Lowercase



Q

k



A

h



W

q



K

a



H

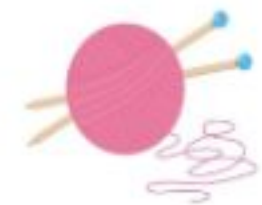
w

Match Letter to Picture

B



H



E



Y



















W



What Comes Before?

Think and write the letter that comes before the given letter.

	_____	D	
	_____	K	
	_____	M	
	_____	B	
	_____	X	
	_____	V	
	_____	I	
	_____	E	

चित्रों को उनके नाम के पहले अक्षर से मिलाइए—



अ



इ



उ



औ



ऊ



आ

चित्र पहचानें और स्वर से मिलायें



आ



ओ

ऐ



अं



उ

ऊ



ऋ

अ



ई

औ



इ

ए



अक्षर से सम्बंधित चित्र पर (✓) का निशान लगाओ (क - न)


क



ख




च



थ



ग



त



स्वर और व्यंजन
खाली स्थान में सही वर्ण भरो ।

क _____ ग _____ इ



च _____ झ _____



ट _____ ड _____ ण



_____ थ _____ ध _____

_____ फ _____ म



य _____ व _____














ष _____ ह _____



ज्ञ

नाम(Name):..... कक्षा(Class):..... तारीख(Date):.....

 छूटे हुए वर्णों को लिखिए 
(Fill in the missing letters)

 धन्यवाद 

PROJECT WORK

1. My Family Tree

Make a beautiful family tree by pasting pictures of your family members.

Write:

- Father's Name
- Mother's Name
- Grandparents' Names

Decorate it with colours, stars, and stickers.

2. Ear Buds Painting Activity

Create beautiful pictures using ear buds and colours.

You can make:

- Flowers
- Balloons
- Tree
- Butterfly
- Ice Cream

Use different colours and make it neat and colourful.

3. A to Z Picture Scrapbook

Make an A to Z scrapbook with one picture for each alphabet.

Example:

- A for Apple
- B for Ball
- C for Cat

Paste or draw colourful pictures neatly.

4. My Summer Vacation Memories

Paste pictures of places you visited during summer vacation.


Write 1–2 simple lines about your favourite place or activity.

Example:

- I visited the park.
- I enjoyed with my family.

Decorate the page creatively with stickers and colours.

Message from School

Enjoy your holidays, stay safe, keep learning, and have lots of fun with your family! 

Skywings
International School