




# Trace the Line



Trace the lines in the picture and color the picture.


Name: \_\_\_\_\_



Name: \_\_\_\_\_

Date: \_\_\_\_\_

# Tracing Letter B



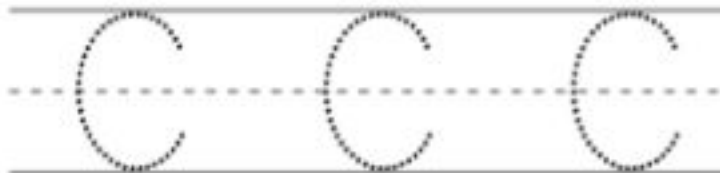
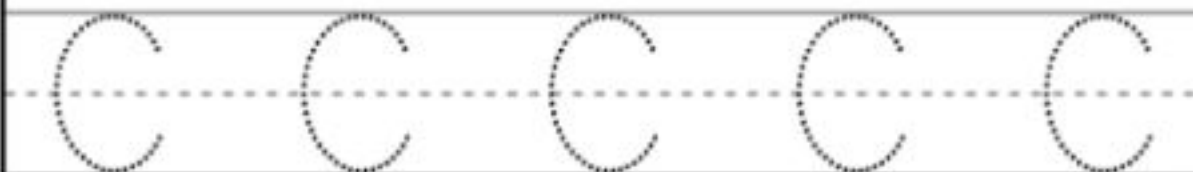
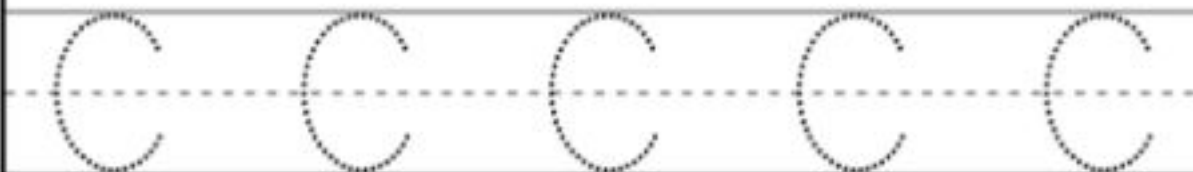
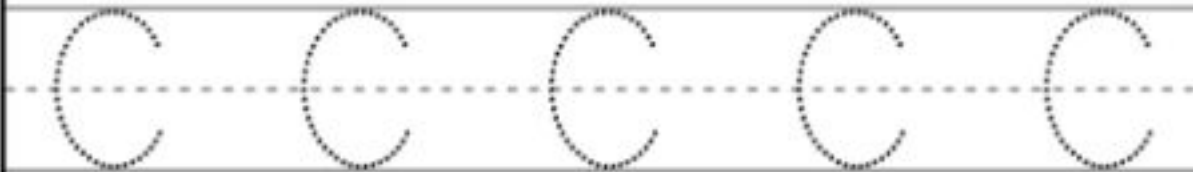
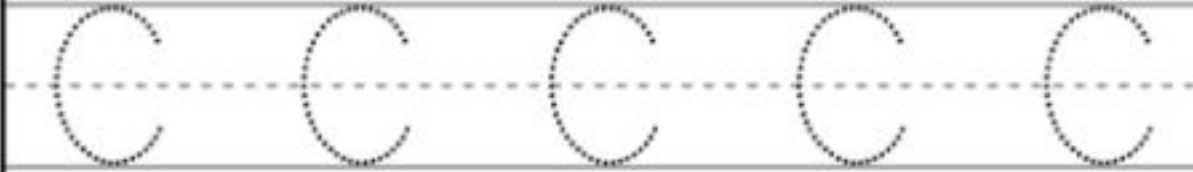
B	B	B	B
B	B	B	B
B	B	B	B
B	B	B	B
B	B	B	B



Car



Cup



My name is .....

Grade.....

\* Match the same alphabet.

A

B

C

D

E

B

A

E

C

D

\* Circle the correct alphabet.



C

B

A



B

C

A



Tracing practice sheet with four rows of dashed lines for handwriting practice.

Row 1: Ten vertical dashed lines.

Row 2: Five horizontal dashed ovals.

Row 3: Eight diagonal dashed lines sloping upwards from left to right.

Row 4: Seven diagonal dashed lines sloping downwards from left to right.

Bottom left: A circular icon containing a camera symbol.

Bottom right: A small illustration of a tree with a red birdhouse and a yellow sun, with the text "The Student Club" written vertically.

Bottom right: Copyright notice: © Anne McFadden The Student Club

Name: \_\_\_\_\_

Date: \_\_\_\_\_

अक्षर लिखें और चित्र को रंग दें।

अ



अनार



अमरूद



अदरक

अ अ अ अ अ अ

अ अ अ अ अ अ

अ अ अ अ अ अ

अ अ अ अ अ अ

अ अ अ अ अ अ

Name : \_\_\_\_\_

# आ



आम



आग

आ आ आ आ आ

आ आ आ आ आ

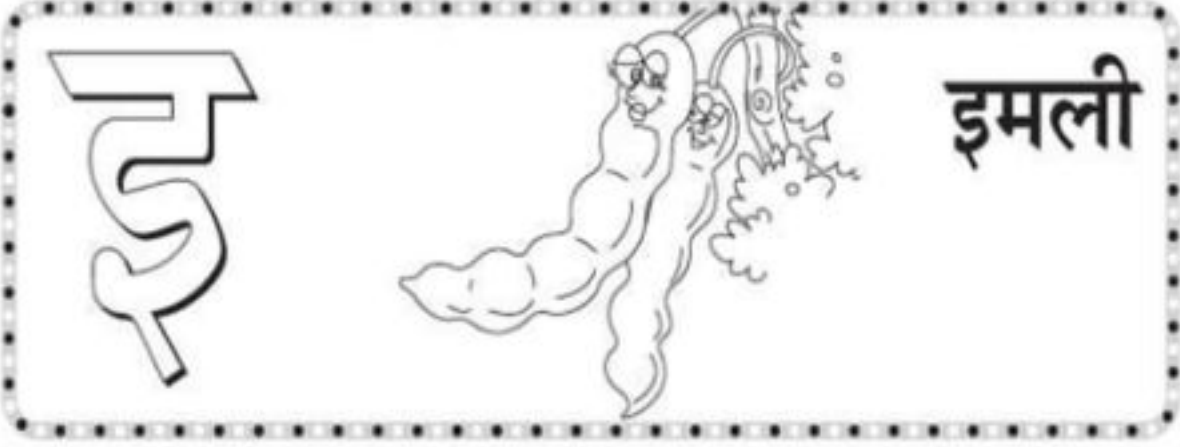
आ आ आ आ आ

आ आ आ आ आ

आ आ आ आ आ

आ आ आ आ आ

आ आ आ आ आ



इमली	इमली	इमली	इमली	इमली	इमली
इमली	इमली	इमली	इमली	इमली	इमली
इमली	इमली	इमली	इमली	इमली	इमली
इमली	इमली	इमली	इमली	इमली	इमली
इमली	इमली	इमली	इमली	इमली	इमली
इमली	इमली	इमली	इमली	इमली	इमली

हस्ताक्षर : \_\_\_\_\_



दिनांक : \_\_\_\_\_

चित्र पहचानकर पहले अक्षर पर गोला बनाइए-



ओ ऐ



ऋ ए



ऋ ए



ई उ



अ आ



औ इ




आ ऊ



इ आ



ए ई





उ अ ऐ



आ अ ए



आ उ इ



ई अ अं



अ उ आ

# Number Tracing



Paint 1 apple.

Tracing practice area consisting of six rows of handwriting lines. Each row has a solid top line, a dashed middle line, and a solid bottom line. The number 1 is repeated in a dotted format across each row for tracing.



2

two



2 2 2 2 2 2 2 2

2 2 2 2 2 2 2 2

2 2 2 2 2 2 2 2

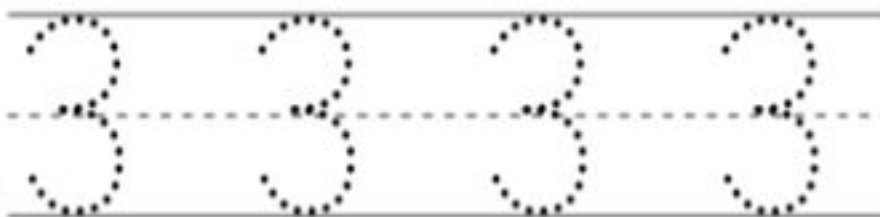
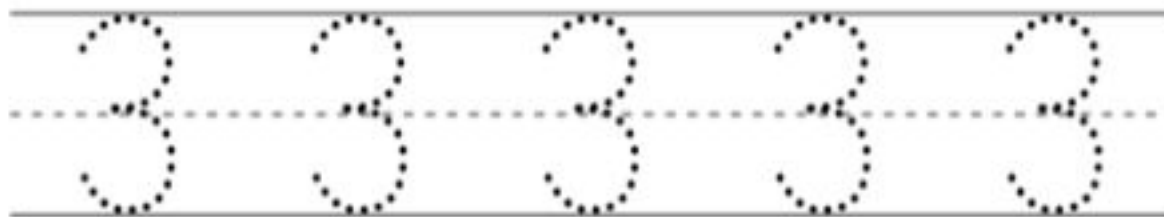
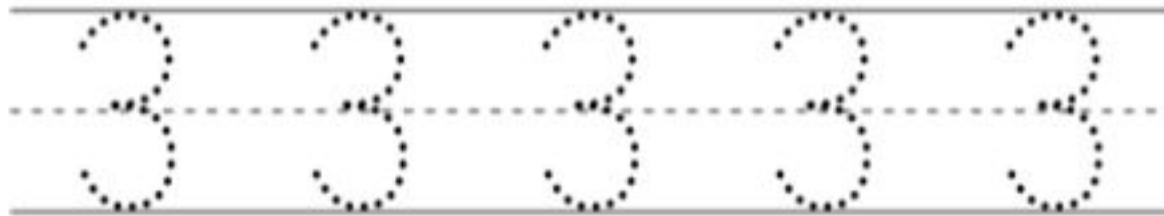
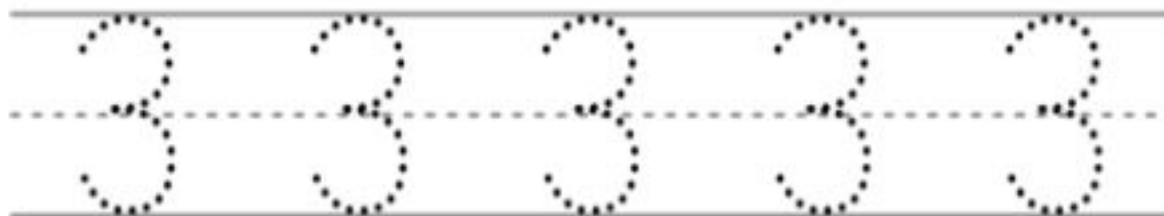

2 2 2 2 2 2 2 2

2 2 2 2 2 2 2 2

2 2 2 2 2 2 2 2

► Circle number 2

259321720426482



# Number Tracing




Paint 4 apples.


Tracing practice lines for the number 4. Each line consists of a solid top line, a dashed middle line, and a solid bottom line. The number 4 is repeated in a dotted format across eight rows for tracing.




Count the candles on each cake.  
Match with the correct number.




2




4



5



1




3

Name: \_\_\_\_\_ Age: \_\_\_\_\_


### MATCHING SHAPES TO OBJECTS

**Instructions:** Draw a line from the dot near the shape on the left to the dot of the matching object on the right.



Created by Jihan Dumont (Miss)

# ORANGE



# SUN

