

Name : \_\_\_\_\_

English

**A) Fill the missing letters:-**

- |                 |              |
|-----------------|--------------|
| 1. Sch__ _l     | 11. R__b__n  |
| 2. T__ach__r    | 12. B__nny   |
| 3. C__rcl__     | 13. H__le    |
| 4. L__ll__p__ps | 14. Blu__    |
| 5. T__p         | 15. M__p     |
| 6. G__ft        | 16. T__d__   |
| 7. Sh__re       | 17. B__g     |
| 8. L__nch       | 18. S__r__y. |
| 9. F__m__ly     | 19. P__cn__c |
| 10. M__th__r    | 20. N__st    |

**B) Write the answers of the following questions.**

Q.1 Where does a robin live?

Ans. \_\_\_\_\_

Q.2 What do they put on the cloth?

Ans. . \_\_\_\_\_

Q.3 Who has a big box?

Ans. . \_\_\_\_\_

Q.4 What does Anu think the gift is?

Ans. . \_\_\_\_\_

Q.5 Where is Anu?

Ans. . \_\_\_\_\_

Q.6 Why does Anu laugh?

Ans. . \_\_\_\_\_

Q.7 Why does she take her lunch box out?

Ans. . \_\_\_\_\_

Q.8 Where are Pradeep and his family?

Ans. . \_\_\_\_\_

Q.9 What does Mother spread under a tree?

Ans. \_\_\_\_\_

Q.10 What is a bee's house called?

Ans. \_\_\_\_\_

C) **Match the following:-**

A

B

- |                                  |                   |
|----------------------------------|-------------------|
| i. The Children play in          | a) a bank         |
| ii. Birds sing on                | b) an office      |
| iii. Vishal withdraws money from | c) tree           |
| iv. Suhana buys medicines from   | d) a play ground. |
| v. Rina's mother works in        | e) a pharmacy.    |

### English Grammar

**Do worksheet 1 to 5 in your English grammar book (Page no.26 to 30)**

**Activities:-**

- ❖ \_Make a video of self-introduction and share it with your class teacher.
- ❖ Write names of the days in a week in A<sub>4</sub> size sheet in colorful way.
- ❖ Make a list of your favourite things.

<b>Favourite</b>	<b>Name</b>
Cartoon	
Games	
Fruits	
Dish	
Day	

Maths

Activities:-

- ❖ Find out the age of your family members and write these numbers in smallest to biggest. (Do it 3 in 1 notebook)
- ❖ Draw 5 shapes (Circle, Square, Triangle, Rectangle and Star) and colour it. (Do it 3 in 1 notebook)
- ❖ Learn and write table 2 to 7 in 3 in 1 notebook.

Worksheet

1. Write backward counting from 100 to 1.

100				96				92	
		88			85				
80							73		
			67					62	
60					55				51
			47			44			
	39						33		
		28				24			
	19						13		
		8							1

## Table Dodging

$3 \times 3 = \square$

$3 \times 5 = \square$

$3 \times 4 = \square$

$3 \times 6 = \square$

$3 \times 0 = \square$

$3 \times 7 = \square$

$3 \times 2 = \square$

$3 \times 1 = \square$

$3 \times 9 = \square$

---

 $6 \times 3 = \square$

$6 \times 5 = \square$

$6 \times 4 = \square$

$6 \times 6 = \square$

$6 \times 0 = \square$

$6 \times 7 = \square$

$6 \times 2 = \square$

$6 \times 1 = \square$

$6 \times 9 = \square$

---

 $3 \times 9 = \square$

$6 \times 1 = \square$

$3 \times 8 = \square$

$6 \times 3 = \square$

$3 \times 5 = \square$

$6 \times 6 = \square$

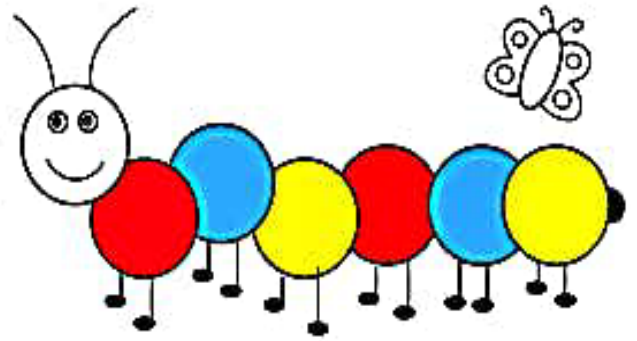
$3 \times 0 = \square$

$6 \times 2 = \square$

$3 \times 3 = \square$



# Subtraction



$$\begin{array}{r} 3 \\ - 2 \\ \hline \end{array}$$

$$\begin{array}{r} 7 \\ - 1 \\ \hline \end{array}$$

$$\begin{array}{r} 5 \\ - 4 \\ \hline \end{array}$$

$$\begin{array}{r} 9 \\ - 0 \\ \hline \end{array}$$

$$\begin{array}{r} 9 \\ - 4 \\ \hline \end{array}$$

$$\begin{array}{r} 8 \\ - 5 \\ \hline \end{array}$$

$$\begin{array}{r} 8 \\ - 3 \\ \hline \end{array}$$

$$\begin{array}{r} 9 \\ - 4 \\ \hline \end{array}$$

$$\begin{array}{r} 6 \\ - 2 \\ \hline \end{array}$$

$$\begin{array}{r} 4 \\ - 2 \\ \hline \end{array}$$

$$\begin{array}{r} 6 \\ - 3 \\ \hline \end{array}$$


$$\begin{array}{r} 7 \\ - 3 \\ \hline \end{array}$$

$$\begin{array}{r} 2 \\ - 1 \\ \hline \end{array}$$

$$\begin{array}{r} 9 \\ - 5 \\ \hline \end{array}$$

$$\begin{array}{r} 5 \\ - 3 \\ \hline \end{array}$$

$$\begin{array}{r} 9 \\ - 7 \\ \hline \end{array}$$



# Addition

$$\begin{array}{r} 4 \\ + 2 \\ \hline \end{array}$$

$$\begin{array}{r} 3 \\ + 1 \\ \hline \end{array}$$

$$\begin{array}{r} 5 \\ + 2 \\ \hline \end{array}$$

$$\begin{array}{r} 3 \\ + 3 \\ \hline \end{array}$$

$$\begin{array}{r} 7 \\ + 1 \\ \hline \end{array}$$

$$\begin{array}{r} 6 \\ + 2 \\ \hline \end{array}$$

$$\begin{array}{r} 4 \\ + 3 \\ \hline \end{array}$$

$$\begin{array}{r} 8 \\ + 1 \\ \hline \end{array}$$

$$\begin{array}{r} 4 \\ + 4 \\ \hline \end{array}$$

$$\begin{array}{r} 5 \\ + 4 \\ \hline \end{array}$$

$$\begin{array}{r} 3 \\ + 2 \\ \hline \end{array}$$

$$\begin{array}{r} 7 \\ + 2 \\ \hline \end{array}$$

$$\begin{array}{r} 5 \\ + 3 \\ \hline \end{array}$$

$$\begin{array}{r} 9 \\ + 0 \\ \hline \end{array}$$

$$\begin{array}{r} 8 \\ + 1 \\ \hline \end{array}$$

$$\begin{array}{r} 6 \\ + 3 \\ \hline \end{array}$$

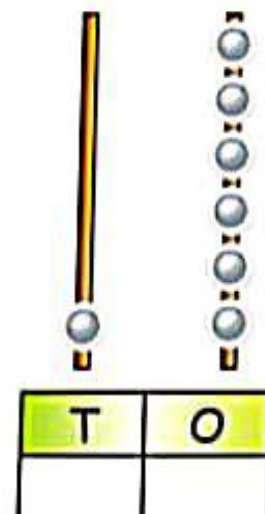
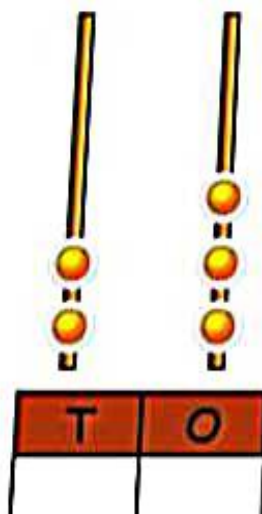
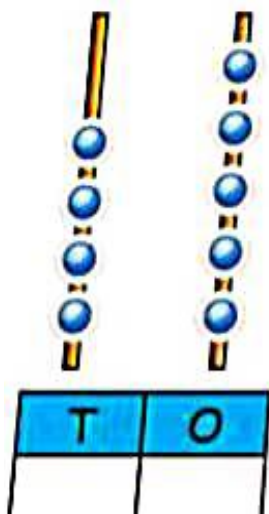
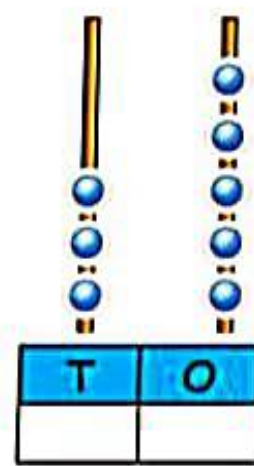
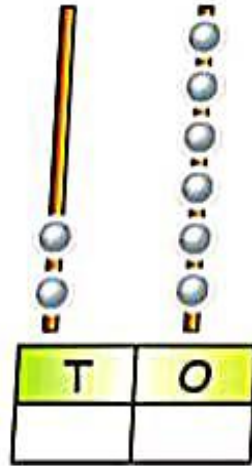
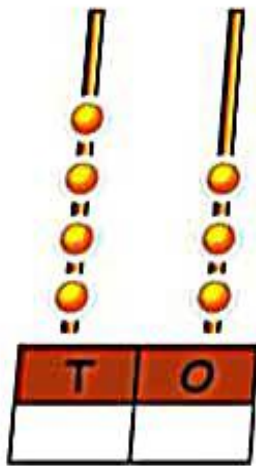
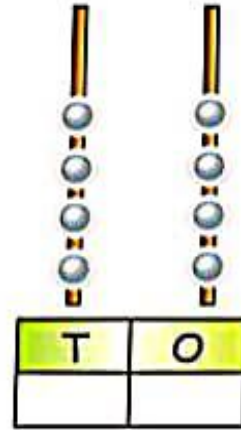
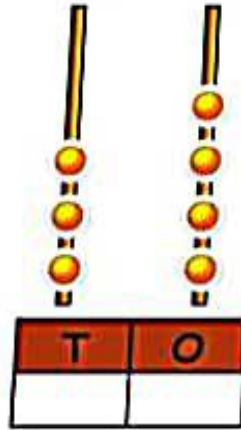
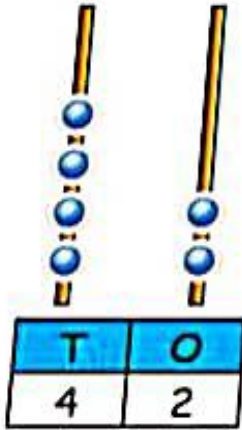
$$\begin{array}{r} 2 \\ + 2 \\ \hline \end{array}$$

$$\begin{array}{r} 6 \\ + 4 \\ \hline \end{array}$$

$$\begin{array}{r} 5 \\ + 5 \\ \hline \end{array}$$

$$\begin{array}{r} 8 \\ + 2 \\ \hline \end{array}$$

Write in tens and ones.



Write the numbers in words.

1	11
2	12
3	13
4	14
5	15
6	16
7	17
8	18
9	19
10	20



**Subject: EVS**

**(A) Write the meaning of the following words.**

1. Society - \_\_\_\_\_
2. Favourite - \_\_\_\_\_
3. Organ - \_\_\_\_\_
4. Chirping - \_\_\_\_\_
5. Chew - \_\_\_\_\_
6. Plenty - \_\_\_\_\_
7. Tiny- \_\_\_\_\_
8. Germs- \_\_\_\_\_
9. Healthy- \_\_\_\_\_
10. Clip- \_\_\_\_\_
11. Things- \_\_\_\_\_

**(B) Write Yes or No:-**

1. Leave our toys or books on the floor. \_\_\_\_\_.
2. Keep things at their place. \_\_\_\_\_.
3. Watching TV with high volume. \_\_\_\_\_.
4. We should help others. \_\_\_\_\_.

**(C) Circle the correct option: -**

1. We have two/three legs.
2. We smell with our nose/ears.
3. We talk with our eyes/mouth.

4. We are safe/unsafe, if we follow safety.

5. Stay away from hot iron/cold water.

**(D) Fill in the blanks:-**

( injury, plenty, exercise, child)

1. We should drink \_\_\_\_\_ of water daily.

2. We should \_\_\_\_\_ to stay fit.

3. Safety means staying away from \_\_\_\_\_.

4. The \_\_\_\_\_ of our aunt is our cousin.

**(E) Match the following:-**

1. Zebra crossing

(a) knife.

2. Red light

(b) to cross the road.

3. Green Light

(c) SLOW DOWN

4. Yellow light

(d) STOP

5. Sharp object

(e) GO

**(F) Draw the body parts, which is missing in each of the faces.**



**(G) Answer the following questions:-**

Q.1 Name the sense organs.

Ans \_\_\_\_\_

Q.2 How do our hands help us?

Ans \_\_\_\_\_

Q.3 Write two habits to stay clean.

Ans \_\_\_\_\_

Q.4 Why should we follow good habits?

Ans \_\_\_\_\_

Q.5 Write any one way in which we can safe at home.

Ans \_\_\_\_\_

Q.6 What is safety?

Ans \_\_\_\_\_

Q.7 Why do we sleep after a day of work and play?

Ans \_\_\_\_\_

Q.8 What should we do after using the toilet?

Ans \_\_\_\_\_

**(H) Tick the correct option:-**

(1) What should we follow to stay healthy?

(a) Bad habits      (b) Good habits      (c) No habits

(2) The green signal in a traffic lights says.

(a) GO                  (b) STOP                  (c) REST

(3) Safety means staying away from

(a) Happiness      (b) Healthy      (c) Injury

(4) The things that we like are called our

(a) Favourite things (b) ID things (c) Card things

(5) Tongue helps us

(a) Smell (b) Taste (c) Feel

**(I) Activities:-**

- ❖ Make a thank you card for your parents.
- ❖ Place a water bowl or bird feeder on terrace. Click a picture and share to class teacher.
- ❖ Make a list of the food items that you want to see in your lunch- box on these following days.

Days	Food Items
Monday	
Tuesday	
Wednesday	
Thursday	
Friday	
Saturday	

**Hindi**


1. आ से ऊ तक की मात्रा के 10 श्रुतलेख लिखिए। (Do it 3 in 1 notebook)
2. मात्रा लगाकर तीन-तीन शब्द लिखिए।

स्वर	मात्रा	शब्द
अ	—	छत , कब , बल
आ	'	
इ		
ई		
उ		
ऊ		


3. चित्रों के नीचे उनके नाम लिखिए और रंग भरिए :-




1) \_\_\_\_\_



2) \_\_\_\_\_



3) \_\_\_\_\_



4) \_\_\_\_\_

4. गतिविधि :-

❖ नीचे लिखी गई वस्तुओं के नाम पढ़ो जो वस्तुएं तैरेंगी उन पर गोला लगाओ।

1. पत्थर

4. कील

2. चॉक

5. कागज

Worksheets

उ की मात्रा ( ७ )

ठीक स्थान पर ( ७ ) की मात्रा लगाओ :-

दकान	<u>दुकान</u>
गलाबी	.....
बखार	.....
गलाम	.....
साबन	.....
पजारी	.....
दलारी	.....
सबह	.....
जामन	.....
गडिया	.....

# HOLIDAY HOMEWORK

## GRADE 1

वर्ग पहली में अ/ आ/ इ/ ई की मात्रा से दिये चित्र देखकर  
उनके नाम ढूँढो।



न	ल	म	छ	ली
ग	सी	क	म	ल
आ	म	ना	का	प
दी	प	क	स	ह
ला	ल	गी	छा	ता
प	पी	ता	ही	ली
ड़ि	प	गी	नी	ला



नीचे दिए गए गद्यांश को पढ़कर सही उत्तर चुनिए।

मीनू सात साल की है। उसके पास एक गुड़िया है। उसकी गुड़िया का नाम डोली है। उसकी गुड़िया बहुत सुंदर है। मीनू हर शाम गुड़िया से खेलती है।

( डोली सुंदर गुड़िया खेलती सात )



1. मीनू ..... साल की है।
2. मीनू के पास एक ..... है।
3. उसकी गुड़िया का नाम ..... है।
4. मीनू हर शाम गुड़िया से ..... है।
5. मीनू की गुड़िया बहुत ..... है।