


Grade – 4th

Subjects	Syllabus
<p>English</p>	<ul style="list-style-type: none"> • Make a stationery holder or a flower vase using a used can or plastic bottle. • Read newspaper, novel, or story book and write 5 words with meaning daily in the scrapbook. • Make a wheel chart on Noun and its kinds. • Do the given worksheet. • Do comprehension 5 to 8 in the book.
<p>Hindi</p>	<ol style="list-style-type: none"> 1. सूर्य ग्रहण का चित्र बनाकर इस वर्ष होने वाले सूर्य ग्रहण की तिथियाँ लिखें। (A 4 साइज़ शीट पर) 2. एक छोटे मटके (करवा) को चित्रकला (मधुबनी, वरली आदि) अथवा शीशे, रंगीन मिट्टी और रंगों से सजाइए। <div data-bbox="938 853 1449 1211" data-label="Image">  </div> 3. अपने परिवार के सदस्यों के लोगों के चित्र चिपकाकर उनके नाम लिखिए और उनका वर्ण विच्छेद कीजिए। (A 4 साइज़ शीट पर) 4. स्क्रीन मुक्त दिवस मनाएँ। एक पूरा दिन किसी भी तरह की स्क्रीन से दूरी बनाएँ और लिखिए। <ul style="list-style-type: none"> • आपने आज दिनभर क्या अलग किया? उदाहरण- चित्रकला, संगीत, नृत्य, खेलकूद, योग, परिवार के बड़े बुजुर्गों से बातचीत, माता के कामों में सहायता करना, सैर पर जाना। <ul style="list-style-type: none"> • आपको कैसा लगा ? 5. हिंदी कार्यपुस्तिका एवं पुस्तकों में कराए गए पाठों को याद करें।
<p>Mathematics</p>	<p>Project work:-Polygon and their properties Students are required to prepare a project on Polygons using an A3 size sheet. Instructions: 1. Draw different polygon shapes on coloured glaze paper. 2. Cut the shapes neatly and paste them on the A3 sheet. 3. Write the following details below each shape: * Name of the shape * Number of sides * Number of corners/vertices Shapes to include:</p>

	<ul style="list-style-type: none"> * Triangle * Square * Rectangle * Pentagon * Hexagon * Heptagon * Octagon * Nonagon * Decagon <p>Learn and Write 2 to 20 Tables in Math Notebook. Do the given worksheet</p>
EVS	<p>1. Write the names of your favourite dishes in the table given below. Find out the ingredients used to prepare them and write. (Do in EVS Book Page no - 26)</p> <p>2. Collect pictures of National or Traditional dresses of five countries. Paste them in A4 size sheet.</p> <p>3. Suppose Deepak brushes his teeth twice a day, How many times will he brush in a week ? How about in a month ? (Do at A4 Size Sheet)</p> <p>Learn Ch – 1, 2 and 3 Do the given worksheet related to Ch – 1, 2, 3 Complete the worksheet related to healthy habits</p>

अभ्यास कार्यपत्रिका

प्रश्न 1. निम्नलिखित शब्दों के दो - दो पर्यायवाची शब्द लिखें।

- (क) गंगा - _____
- (ख) नदी - _____
- (ग) बादल - _____
- (घ) पक्षी - _____

प्रश्न 2. कोष्ठकों में दिए गए शब्दों के पर्यायवाची शब्द लिखकर वाक्य पूरे कीजिए -

- (क) मुझे प्यास लगी है, _____ लाकर दो। (पानी)
- (ख) मेरी _____ का नाम सीमा है। (माँ)
- (ग) अभिषेक और राहुल दोनों घनिष्ठ _____ हैं। (मित्र)
- (घ) तालाब में बहुत सारे _____ खिले हैं। (कमल)

प्रश्न 3. नीचे दिए गए शब्दों की परिभाषा लिखिए।

(क) भाषा -

(ख) व्याकरण -

(ग) लिपि -

(घ) वर्णमाला -

प्रश्न 4. निम्नलिखित शब्दों के विलोम शब्द लिखिए।

(क) हिंसा - _____

(ख) महुँगा - _____

(ग) प्रकाश - _____

(घ) पतन - _____

(ङ•) सम्मान - _____

प्रश्न 5. नीचे दिए गए शब्दों का वर्ण विच्छेद करें।

(क) कक्षा - _____

(ख) कमल - _____

(ग) अधिकार - _____

(घ) कुसुम - _____

Worksheet-1

Chapter:-1 (Numbers System)

A. Read and Write the Numbers

Write the number names for the following numerals:

1. 1,43,526 = _____
2. 3,80,407 = _____
3. 91,025 = _____
4. 35,619 = _____
5. 4,70,008 = _____

B. Write in Numerals

Write the numeral for the number name:

1. Fifty-six thousand three hundred twelve = _____
2. Ninety thousand seven = _____
3. Forty-three thousand eighty-nine = _____
4. Seventy-five thousand six hundred = _____
5. Eighty-two thousand four hundred one = _____

C. Place Value

Write the place value and the face value of number in bracket :-

1. 43,216 (2) = _____
2. 89,631(9) = _____
3. 7,059 (0)= _____
4. 25,148 (2)= _____
5. 63,521 (1)= _____

D. Compare the Numbers

Write <, >, or = in the blank:

1. 65,789 _____ 67,123
2. 91,056 _____ 91,056
3. 40,321 _____ 39,876
4. 88,000 _____ 88,100
5. 72,403 _____ 72,430

E. Arrange in Ascending and Descending Order

1. Ascending Order (smallest to largest):

65,321 62,985 68,740 61,002 67,913

→ _____

2. Descending Order (largest to smallest):

34,102 39,856 32,900 36,770 35,981

→ _____

F. Fill in the Blanks

1. The smallest 5-digit number is _____
2. The largest 5-digit number is _____
3. 10 thousand + 3 thousand + 500 = _____
4. $50,000 + 2,000 + 400 + 9 =$ _____

Worksheet: 2 Chapter :-2 (Addition and Subtraction)

Section A: Addition

Add the following pairs of numbers. Show your work neatly.

1. $4,562 + 3,729 + 1001 =$ _____
2. $8,945 + 6,1289 =$ _____
3. $7,234 + 5,603 =$ _____
4. $3,980 + 4,217 =$ _____

Section B: Subtraction

Subtract the second number from the first. Show your steps.

1. $8,000 - 2,354 =$ _____
2. $9,643 - 4,219 =$ _____
3. $7,825 - 3,413 =$ _____
4. $6,500 - 1,275 =$ _____

Section C

Solve the Story sum below.

1. Rina collected 4,325 stamps. Her brother gave her 2,879 more. How many stamps does she have in total?
2. A school library had 9,874 books. After a donation, they now have 12,345 books. How many books were donated?
3. A farmer harvested 7,250 apples in summer and 6,375 in winter. How many apples did he harvest in total?
4. A factory produced 15,432 toys last year. This year, it produced 12,218 toys. How many more toys were made last year than this year?

Multiply:-

1. 156×123
2. 223×114
3. 456×100
4. 567×23
5. 389×100


Story sum:-

5. If Riya reads 22 pages daily. How much pages she read in 234 days
6. There are 45 mangoes in 1 box . How many mangoes in 125 boxes

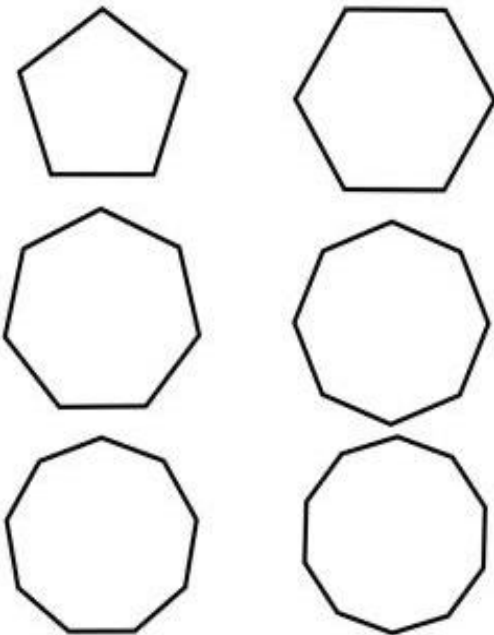
Worksheet 3

(I) CONCEPT IN GEOMETRY

(1) Name these:-





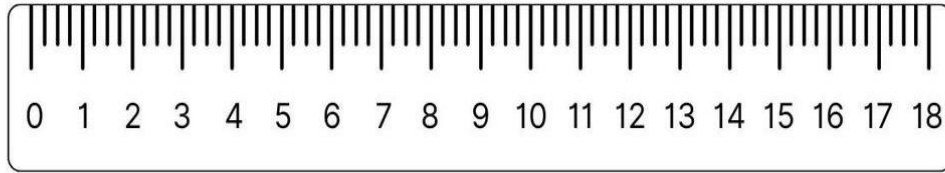





(2) Identify the polygon:-



(II) Measuring Line Segments:-

(3) Read the scale and write down the lengths of the given pencils:-




(III) Drawing Line Segments:-

(4) Draw line segments of the given length

(a) 11cm. (b) 5 cm. (c) 6 cm

(IV) Closed figures



(5) Draw red circle around closed figures and green circles around open figures:

NOUN GENDER WORKSHEET

For Class 4 (High Level)

Name: _____ Class: _____ Date: _____

Gender tells us whether a noun is male, female, common (both) or neuter (non-living).

There are 4 genders.

MASCULINE GENDER



Names of male beings.

Examples:
king, boy,
actor, tiger

FEMININE GENDER



Names of female beings.

Examples:
queen, girl,
actress, tigress

COMMON GENDER

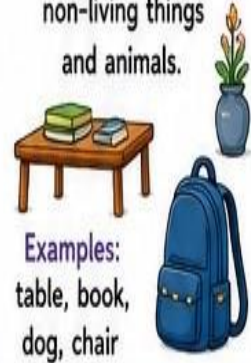


Names of beings that can be either male or female.

Examples:
student, teacher,
child, friend

NEUTER GENDER

Names of non-living things and animals.



Examples:
table, book,
dog, chair

1. IDENTIFY THE NOUNS AND WRITE THEIR GENDER.



1. _____ 2. _____ 3. _____ 4. _____
() () () ()



5. _____ 6. _____ 7. _____ 8. _____
() () () ()

2. MATCH THE COLUMNS.

A

1. Hero
2. Waiter
3. Bull
4. Nephew
5. Hostess
6. Actress
7. Mare
8. Bridegroom

B

- a) Host
- b) Bullock
- c) Aunt
- d) Bride
- e) Heroine
- f) Steward
- g) Stallion
- h) Niece

3. TICK (✓) THE CORRECT GENDER.

Noun	Masculine	Feminine	Common	Neuter
1. Child	<input type="checkbox"/>	<input type="checkbox"/>	<input type="checkbox"/>	<input type="checkbox"/>
2. Peacock	<input type="checkbox"/>	<input type="checkbox"/>	<input type="checkbox"/>	<input type="checkbox"/>
3. Doctor	<input type="checkbox"/>	<input type="checkbox"/>	<input type="checkbox"/>	<input type="checkbox"/>
4. Cow	<input type="checkbox"/>	<input type="checkbox"/>	<input type="checkbox"/>	<input type="checkbox"/>
5. Book	<input type="checkbox"/>	<input type="checkbox"/>	<input type="checkbox"/>	<input type="checkbox"/>
6. Aunt	<input type="checkbox"/>	<input type="checkbox"/>	<input type="checkbox"/>	<input type="checkbox"/>
7. Singer	<input type="checkbox"/>	<input type="checkbox"/>	<input type="checkbox"/>	<input type="checkbox"/>
8. Deer	<input type="checkbox"/>	<input type="checkbox"/>	<input type="checkbox"/>	<input type="checkbox"/>

4. UNDERLINE THE NOUNS AND WRITE THEIR GENDER.



1. My brother and sister went to the museum with their teacher. _____
2. The queen praised the brave soldier for his courage. _____
3. A peahen was walking with her mate in the garden. _____
4. The children saw a butterfly near the window. _____
5. The table, chair and lamp are made of wood. _____
6. The manager thanked his staff for their hard work. _____

5. SORT THE NOUNS INTO THE CORRECT GENDER.

tiger, mother, pen, prince, girl, city, aunt, horse,
teacher, baby, car, lioness, doctor, book, child, actor

MASCULINE	FEMININE	COMMON	NEUTER
_____	_____	_____	_____
_____	_____	_____	_____
_____	_____	_____	_____
_____	_____	_____	_____

6. CHANGE THE GENDER OF THE UNDERLINED NOUNS.

1. The actor won the award. _____
2. The king ruled the kingdom wisely. _____
3. The host welcomed all the guests. _____
4. The bull is stronger than a cow. _____
5. The groom is looking very handsome. _____

7. CHOOSE THE CORRECT OPTION.



1. The word 'singer' is a _____ gender noun.
a) Masculine b) Feminine c) Common d) Neuter
2. The word 'table' is a _____ gender noun.
a) Masculine b) Feminine c) Common d) Neuter
3. The word 'waitress' is a _____ gender noun.
a) Masculine b) Feminine c) Common d) Neuter

8. WRITE 3 EXAMPLES OF EACH GENDER.

Masculine	_____	_____	_____
Feminine	_____	_____	_____
Common	_____	_____	_____
Neuter	_____	_____	_____



"Learn today, lead tomorrow."

NOUNS WORKSHEET

For Class 4

Name: _____ Class: _____ Date: _____

A noun is a word that names a person, place, animal, thing or idea.

1. LOOK AND WRITE (COMMON NOUNS)

Look at the pictures and write their names.



1. _____ 2. _____ 3. _____ 4. _____



5. _____ 6. _____ 7. _____ 8. _____

2. CIRCLE THE PROPER NOUNS

Circle the proper nouns in each row.

1. delhi India city Red Fort

2. Rohan boy teacher Mr. Sharma

3. Ganga river Haridwar water

4. Sunday day April month

5. Taj Mahal building Agra monument

3. MATCH THE COLLECTIVE NOUNS

Match the following.

a. A bouquet of



b. A flock of



c. A herd of



d. A team of



e. A pack of



4. TICK (✓) THE ABSTRACT NOUNS

Tick (✓) the abstract nouns.



Happiness



Love



Idea



Success



Friendship



Flower

5. FILL IN THE BLANKS

Fill in the blanks with suitable nouns.

1. The _____ (dog / honesty) barked loudly.
2. My mother bought a beautiful _____ (book / kindness).
3. We saw a _____ (sunset / crowd) at the stadium.
4. _____ (Priya / Love) is my best friend.
5. Water is very important for _____ (life / pencil).

6. WRITE THE TYPE OF NOUN

Look at the words and write their type of noun.

1. School →
2. Mumbai →
3. Team →
4. Joy →
5. Elephant →

Common Noun

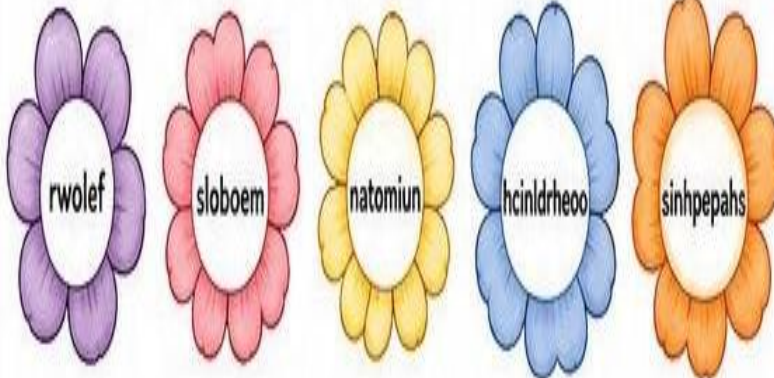
Proper Noun

Collective Noun

Abstract Noun

7. UNSCRAMBLE AND WRITE THE NOUNS

Unscramble the letters to make nouns.



8. DRAW AND WRITE

Draw any one thing (noun) and write its name and type.



Name: _____

Type: _____





Healthy Habits

A. Read the sentences. Write 'G' for the good habits and 'B' for the bad habits :

1. Washing hands after playing football. _____
2. Sharing a drinking straw with your friend. _____
3. Covering nose with a tissue while sneezing. _____
4. Littering a picnic spot. _____
5. Eating an apple while playing with a pet dog. _____

B. Fill in the blanks with words from the box :

posture, chew, food, sound, wake up

1. Our body needs _____ and proper care to be healthy.
2. It is important to maintain a good _____ while standing.
3. _____ the food well and do not make any _____ while chewing.
4. Go to bed early at night and _____ early in the morning.

C. Circle the items that you use in the washroom to keep yourself clean :



Holiday Homework-2

8

Date:

EVS

Worksheet related to Chapter's - 1,2,3.

A. Tick (✓) the correct options.

1. Carbohydrates are _____ foods.
(i) Energy - giving (ii) protective (iii) Body- Building (iv) Balanced
2. The _____ is a muscular bag.
(i) Food – pipe (ii) mouth (iii) Stomach (iv) small intestines
3. Who helps in digestion of fats?
(i) Heart (ii) Nose (iii) Lungs (iv) Liver
4. Hardcover of bones that protects the brain.
(i) Nose (ii) Hand (iii) Skull (iv) Skin
5. We should carry _____ while camping and hiking.
(i) junk food (ii) sharp edges Objects (iii) playing kit (iv) First aid box
6. Where does dal get digested in the body ?
(i) Mouth (ii) Stomach (iii) Small intestines (iv) Large intestines
7. Which of the following is a healthy habit?
(i) Regular exercise (ii) Brush teeth once a day (iii) Eating junk food (iv) Not bathing daily
8. Which one food item is eaten raw ?
(i) Lady finger (ii) Potato (iii) Brinjal (iv) Tomato

B. State True (T) or False (F) for the following statements:

1. A safe touch is that touch which makes us sad ,confused,scared or uncomfortable._____
2. Millet grains are also called super food._____
3. fats help to keep our body warm._____
4. The Liver is the largest internal organ in our body._____
5. Fresh fruits,leafy vegetables,milk and meat are rich in vitamins and minerals._____
6. Minerals are called body - building foods._____
7. An unsafe touch is one that makes you feel scared,sad,confused or uncomfortable._____
8. The undigested food passes into the small intestine._____

C. Fill in the blanks with correct answers.

(Mouth, Salt, Fire alarms,Stomach,Boiling,Kidneys,Balanced Diet,Proteins)

1. _____ is the easiest way to kill germs.
2. Install _____ at home and in offices too.
3. The _____ is an important organ that helps in the digestion of food that we eat.
4. A diet which contains all the nutrients along with roughage and water is called a _____
5. The _____ are a pair of bean- shaped organs inside our body.
6. Digestion of food starts in the _____.
7. _____ are the nutrients that build the body by making new body cells.
8. We can add _____ to preserve food items like in pickles or fish.

D. Match the following.

1. Raw food (a) boating
2. Solar cooker (b) cake
3. Shad Rasa (c) Carrot
4. Brain (d) largest internal organ
5. Fit and strong (e) Six tastes
6. Life jacket (f) internal organ
7. Liver (g) traps heat from the Sun
8. Baking (h) exercise and yoga